

# **SKILLS MANUAL**

## **CHAPTER SIX**

### **HAZARDOUS MATERIALS AWARENESS, OPERATIONS, TECHNICIAN & INCIDENT COMMANDER**

**NFPA 1072, 2017 Edition**

**Effective January 1, 2021**



**Texas Commission on Fire Protection**  
P.O. Box 2286 Austin, Texas 78768-2286 (512) 936-3838

## HAZMAT SKILLS LIST

DISCIPLINE	OBJECTIVE	#	SKILL NAME	FUNCTIONAL NAME	NFPA #
Awareness	All - Comprehensive	1	R&ID, Initiate PA, Notification	Recognition and Identification, Initiate Protective Actions; Notification	4.2.1, 4.2.1(B), 4.3.1, 4.3.1(B), 4.4.1, 4.4.1(B)
Operations	Identify Potential Hazards	1	Identify PH & Action Options	Identify Potential Hazards and Action Options	5.2.1, 5.2.1(B)
Operations	Action Plan Implementation & Progress Evaluation and Reporting	2	Action Plan Implementation & Progress Evaluation and Reporting	Action Plan Implementation	5.4.1, 5.4.1(B), 5.6.1, 5.6.1(B)
Operations	Emergency Decon	3	Emergency Decon	Emergency Decontamination	5.5.1, 5.5.1(B)
MS Operations	PPE & Product Control	4	PPE & Product Control	Personal Protective Equipment & Product Control	6.2.1, 6.2.1(B), 6.6.1, 6.6.1(B)
Technician	Analyzing the incident	1	Analyzing the incident	Detection, Monitoring, and Sampling and Hazard and Response Information Collection and Interpretation	7.2.1, 7.2.1(B), 7.2.2, 7.2.2(B)
Technician	Analyzing the incident	2	Analyzing the Incident	Assessing Container Condition, Predicting Behavior, and Estimating Outcomes	7.2.3, 7.2.3(B), 7.2.4, 7.2.4(B), 7.2.5, 7.2.5(B)
Technician	Planning the Response and Evaluating Progress	3	Response Planning & Evaluating Progress	Response Objectives and Outcomes, Decontamination Method Selection, Action Plan Development, and Evaluating and Reporting Progress	7.3.1, 7.3.1(B), 7.3.3, 7.3.3(B), 7.3.4, 7.3.4(B), 7.5.1, 7.5.1(B)
Technician	Implementing the Planned Response	4	Response Planning & Implementing the Planned Response	Personal Protective Equipment (PPE) Selection and Use	7.3.2, 7.3.2(B), 7.4.2, 7.4.2(B)
Technician	Implementing Planned Response and Terminating the Incident	5	Implementing Planned Response and Terminating the Incident	Performing Assigned IMS/ICS Duties and Terminating the Incident	7.4.1, 7.4.1(B), 7.6.1, 7.6.1(B)
Technician	Implementing the Planned Response	6	Performing Control Functions	Product Control and Controlling Container Leaks	7.4.3.1, 7.4.3.1(B), 7.4.3.2, 7.4.3.2(B)
Technician	Implementing the Planned Response	7	Performing Control Functions	Overpacking Nonbulk and Radioactive Materials	7.4.3.3, 7.4.3.3(B)

## HAZMAT SKILLS LIST

DISCIPLINE	OBJECTIVE	#	SKILL NAME	FUNCTIONAL NAME	NFPA #
Technician	Implementing the Planned Response	8	Performing Control Functions	Liquid Product Transfer	7.4.3.4, 7.4.3.4(B)
Technician	Implementing the Planned Response	9	Decontamination	Mass Decontamination	7.4.4.1, 7.4.4.1(B)
Technician	Implementing the Planned Response	10	Decontamination	Technical Decontamination	7.4.4.2, 7.4.4.2(B)
HMIC	All - Comprehensive	1	Analyze, Plan, Implement, Evaluation, Termination	Analyze the Incident, Plan Response, Implement IAP, Evaluate Progress and Terminate	8.2.1, 8.2.1(B), 8.3.1, 8.3.1(B), 8.4.1, 8.4.1(B)8.5.1, 8.5.1(B), 8.6.1, 8.6.1(B)

## **Hazardous Materials Training Equipment & Prop List**

The following are minimal recommended supplies necessary for hazardous materials training at the below listed levels of certification. Variations may exist based on the needs of each AHJ and any mission-specific job tasks as assigned by an AHJ.

### **Hazardous Materials Awareness**

Department of Transportation's *Emergency Response Guidebook* (ERG) (current ed.)

Material Safety Data Sheet (MSDS) or Safety Data Sheets (SDS) – Samples

Placards & Labels

Transportation/Shipping document – Sample

NFPA 704 sample

Safety Vests

Binoculars

### **Hazardous Materials Operations**

***All awareness equipment plus...***

Structural Firefighter Protective Ensemble (bunker gear)

Reference Material:

- NIOSH *Pocket Guide to Chemical Hazards*
- NFPA *Hazardous Materials / Weapons of Mass Destruction Response Handbook* (current edition)
- Pesticide label example

Respiratory Protection to include:

- Air Purifying Respirator (APR-half mask)
- Air Purifying Respirator (APR-full face)
- SCBA

Chemical Protective Clothing to include:

- Vapor Protective CPC (Level A)
- Splash Protective Encapsulated CPC (Level B)
- Splash Protective Non-Encapsulated CPC (Level B, Level C)
- Chemical Boots (Rubber Boots for training only)
- Inner/Outer gloves - assorted types
- Chem Tape (duct tape for training only)

Fire Hose, Foam Nozzles and Eductors, Foam

Pictures/slides of various railcar, intermodal, and highway cargo trailers

Pictures/slides of bulk and non-bulk containers, and fixed facility containment systems

Defensive Spill Equipment:

- Absorbent/Adsorbent
- Broom/Shovel
- 5-gallon buckets
- Assortment of boom and pads

Decontamination Equipment:

- Poly sheeting or tarp
- Duct tape
- Traffic cone(s)
- Decon Pools
- Sprayer(s)
- Garden hose(s) and sprayer/nozzles
- 5-gallon bucket(s)
- Various Decon solution(s)
- Folding chairs
- Overpack drum

Various monitoring detection equipment as may be required. Examples *may* include:

- Combustible Gas Indicator
- Oxygen Meter
- Radiation Detector

**Hazardous Materials Operations – Mission Specific Competencies**

Equipment needed for training to Hazardous Materials Operations – Mission Specific Competencies will be based the competencies themselves and the authority having jurisdiction (AHJ). Equipment, at a minimum, will include that which is required to train to the Hazardous Materials Operations Level. Additional equipment or props may include part or all of the equipment listed below for Hazardous Materials Technician.

For example, if training to the Mission Specific Competencies: Air Monitoring and Sampling is to be performed, additional monitoring detection and sampling equipment will be required.

**Hazardous Materials Technician**

***Awareness and Operations equipment plus...***

Reference Material:

- CPC Permeation Guides/Tables
- BOE/AAR *Field Guide to Railcar Identification*
- NFPA *Fire Protection Guide to Hazardous Materials Detection*
- Other printed or electronic publications/databases as may be required by the AHJ

Various monitoring detection equipment and corresponding samples to include:

- Combustible Gas Indicator
- Oxygen Meter
- Carbon monoxide meter
- Gas specific meter
- Photoionization detector
- Radiation Detectors (alpha, beta, gamma)
- Colorimetric tubes, pump
- Classifier/detection strips and reagents
- pH paper or pH meter
- additional monitoring and detection equipment as may be required by AHJ
- Calibration kit(s) as required for above

Leak & Spill Equipment:

- Plugging/patching supplies
- Leaking drum(s): metal & poly
- Overpack drum(s)
- Leak pipe simulator
- 150 lbs. Chlorine cylinder leak prop
  - Chlorine emergency kit type "A"
- Chlorine 1-Ton cylinder leak prop
  - Chlorine emergency kit type "B"
- Pressure Railcar dome leak prop
  - Chlorine emergency kit type "C" or Midland kit
- Cargo Tank Leak Simulator (MC-306/DOT-406 Dome)
- Dome Cover Clamp
- Grounding & Bonding Kit
- Product Transfer Equipment
- Misc. Hand Tools (e.g., hand wrenches, bung wrench, spanner wrench, mallet, screwdrivers, etc.)

Command and Control Equipment/Forms (e.g., Incident Action Plan, Site Safety Plan, Medical Plan, Communication Plan - all NIMS/ICS compliant)

### **Hazardous Materials Incident Commander**

Reference Material

- Department of Transportation's *Emergency Response Guidebook* (ERG) (current ed.)
- Material Safety Data Sheet (MSDS) or Safety Data Sheet (SDS) - Samples
- Transportation/Shipping document – Sample
- NIOSH *Pocket Guide to Chemical Hazards*

- NFPA *Hazardous Materials / Weapons of Mass Destruction Response Handbook* (current edition)
- CPC Permeation Guides/Tables
- BOE/AAR *Field Guide to Railcar Identification*
- NFPA *Fire Protection Guide to Hazardous Materials Detection*
- Other printed or electronic publications/databases as may be required by the AHJ

#### Command and Control Equipment/Forms

- Department of Homeland Security – National Incident Management System/Incident Command System standardized forms
  - ICS 201 Incident Briefing Form
  - ICS 202 Incident Objectives Worksheet
  - ICS 203 Organization Assignment List
  - ICS 204 Division Assignment List
  - ICS 205 Communications Plan
  - ICS 206 Medical Plan
  - ICS 208HM Site Safety and Control Plan
  - ICS 211 Incident Check-in List
  - ICS 213 General Message
  - ICS 214 Unit Log
  - ICS 215 Incident Planning Worksheet
  - ICS 215A Incident Action Plan Safety Analysis

**TEXAS COMMISSION ON FIRE PROTECTION**  
**Hazardous Materials Awareness**  
Performance Standards

**GENERAL**

Recognition and Identification; Initiate Protective Actions; Notification

**Skill # 1**

**PERFORMANCE STANDARD**

**Section 601**

**NFPA 1072, 2017 edition, 4.2.1, 4.2.1(B), 4.3.1, 4.3.1(B), 4.4.1, 4.4.1(B) Awareness**

**OBJECTIVE**

Given examples of hazardous materials/WMD incidents, the emergency response plan, the standard operating procedures, and the current edition of the *Emergency Response Guidebook*, safety data sheets and shipping papers, awareness level personnel shall be able to recognize and identify the materials and protective actions to be taken to protect themselves and others and to control access to the scene and make notifications as required. The following requirements shall be met:

**4.2.1**

Recognize and identify the hazardous materials/WMD and hazards involved in a hazardous materials/WMD incident, given a hazardous materials/WMD incident, and approved reference sources, so that the presence of hazardous materials/WMD is recognized and the materials and their hazards are identified.

**4.2.1(B)**

Recognizing indicators to the presence of hazardous materials/WMD. Identifying hazardous materials/WMD by name, UN/NA identification number, placard applied, or container identification charts. Using the ERG, SDS, shipping papers with emergency response information, and other approved reference sources to identify hazardous materials/WMD and their potential fire, explosion, and health hazards

**4.3.1**

Isolate the hazard area and deny entry at a hazardous materials/WMD incident, given a hazardous materials/WMD incident, policies and procedures, and approved reference sources, so that the hazard area is isolated and secured, personal safety procedures are followed, hazards are avoided or minimized, and additional people are not exposed to further harm.

**4.3.1(B)**

Recognizing precautions for protecting responders and the public Identifying isolation areas, denying entry, and avoiding minimizing hazards.

Reprinted with permission from NFPA 1072-2017, *Standard for Hazardous Materials/Weapons of Mass Destruction Emergency Response Personnel Professional Qualifications*, Copyright © 2016, National Fire Protection Association, Quincy, MA 02169. This reprinted material is not the complete and official position of the NFPA on the referenced subject, which is represented only by the standard in its entirety.

**TEXAS COMMISSION ON FIRE PROTECTION**  
**Hazardous Materials Awareness**  
Performance Standards

4.4.1

Initiate required notifications at a hazardous materials/WMD incident, given a hazardous materials/WMD incident, policies and procedures, and approved communications equipment, so that the notification process is initiated, and the necessary information is communicated.

4.4.1(B)

Operating approved communications equipment and communicating in accordance with policies and procedures.

**INSTRUCTIONS - procedures for achieving the objective**

Given the most current edition of the *Emergency Response Guidebook*, product safety data sheets and shipping papers, and a scenario or worksheet, you shall analyze, identify and describe, as may be required, the actions that are appropriate for the safe implementation of awareness level response measures.

You shall respond verbally or in the written form as may be appropriate. You shall communicate your findings and actions to dispatch (simulated) using approved communication devices. You will begin on my instruction to start. The skill will end when you state to me that you have completed all of the identified steps. Do you understand these instructions?

**EXAMINER'S NOTE**

The candidate will not be allowed to review the performance steps at the time of testing.

Provide the candidate with an incident scenario. This may be in the form of an actual staged scenario on the training field, a PowerPoint or multimedia presentation/video, or a photograph(s) with narratives.

Allow the candidate to analyze the scenario, they may use the ERG and applicable SDS, shipping papers, and other reference support material provided. The use of WISER on their personal electronic device (cell phone or tablet) is also acceptable.

The candidate may provide a written or verbal response, per the direction of the program coordinator. Their response must include:

1. Identification of the problem/hazard
2. Perform steps to isolation and secure the hazard area
3. Initiate the notification process to Local, State, and Federal response partners
4. A size-up report

Reprinted with permission from NFPA 1072-2017, *Standard for Hazardous Materials/Weapons of Mass Destruction Emergency Response Personnel Professional Qualifications*, Copyright © 2016, National Fire Protection Association, Quincy, MA 02169. This reprinted material is not the complete and official position of the NFPA on the referenced subject, which is represented only by the standard in its entirety.

**TEXAS COMMISSION ON FIRE PROTECTION**  
**Hazardous Materials Awareness**  
Performance Standards

The verbal size-up report may be provided to the examiner by radio, cell phone, or simulated (face to face).

**PREPARATION & EQUIPMENT**

- *Emergency Response Guidebook (ERG)*, most current edition
- *Wireless Information System for Emergency Responders (WISER)*
- Safety data sheet(s) (SDS)
- Shipping papers
- Approved communication devices (Radio, cell phone, etc.)
- A written or audio/visual representation of a scene or scenario (i.e. PowerPoint Presentation) or an instructor prepared worksheet.

Reprinted with permission from NFPA 1072-2017, *Standard for Hazardous Materials/Weapons of Mass Destruction Emergency Response Personnel Professional Qualifications*, Copyright © 2016, National Fire Protection Association, Quincy, MA 02169. This reprinted material is not the complete and official position of the NFPA on the referenced subject, which is represented only by the standard in its entirety.

**TEXAS COMMISSION ON FIRE PROTECTION**  
**Hazardous Materials Awareness**  
Performance Standards

**GENERAL**

Recognition and Identification; Initiate Protective Actions; Notification

**Skill #1**

Candidate: \_\_\_\_\_ Date: \_\_\_\_\_

Academy: \_\_\_\_\_ Test Site: \_\_\_\_\_

HAZARDOUS MATERIALS AWARENESS		<u>TEST</u>		<u>RETEST</u>	
Skill #1		S	U	S	U
Recognize and identify the hazardous materials/WMD and hazards involved in a hazardous materials/WMD incident, given a hazardous materials/WMD incident, and approved reference sources, so that the presence of hazardous materials/WMD is recognized and the materials and their hazards are identified. 4.2.1					
Recognizing indicators to the presence of hazardous materials/WMD. Identifying hazardous materials/WMD by name, UN/NA identification number, placard applied, or container identification charts. Using the ERG, SDS, shipping papers with emergency response information, and other approved reference sources to identify hazardous materials/WMD and their potential fire, explosion, and health hazards. 4.2.1(B)					
Isolate the hazard area and deny entry at a hazardous materials/WMD incident, given a hazardous materials/WMD incident, policies and procedures, and approved reference sources, so that the hazard area is isolated and secured, personal safety procedures are followed, hazards are avoided or minimized, and additional people are not exposed to further harm. 4.3.1					
Recognizing precautions for protecting responders and the public Identifying isolation areas, denying entry, and avoiding minimizing hazards. 4.3.1(B)					

Reprinted with permission from NFPA 1072-2017, *Standard for Hazardous Materials/Weapons of Mass Destruction Emergency Response Personnel Professional Qualifications*, Copyright © 2016, National Fire Protection Association, Quincy, MA 02169. This reprinted material is not the complete and official position of the NFPA on the referenced subject, which is represented only by the standard in its entirety.

**TEXAS COMMISSION ON FIRE PROTECTION**  
**Hazardous Materials Awareness**  
Performance Standards

Initiate required notifications at a hazardous materials/WMD incident, given a hazardous materials/WMD incident, policies and procedures, and approved communications equipment, so that the notification process is initiated, and the necessary information is communicated. 4.4.1				
Operating approved communications equipment and communicating in accordance with policies and procedures. 4.4.1(B)				
<b>The candidate shall:</b>	<b>S</b>	<b>U</b>	<b>S</b>	<b>U</b>
a) Recognize indicators to the presence of hazardous materials/WMD.				
b) Identify hazardous materials/WMD by name, UN/NA identification number, placard applied, or container identification charts.				
c) Use the ERG, applicable SDS, shipping papers with emergency response information, and other approved reference sources to identify hazardous materials/WMD and their potential fire, explosion, and health hazards.				
d) Identify, isolate and secure the hazard area. <ul style="list-style-type: none"> <li>Recognize precautions for protecting responders and public</li> <li>Identify isolation areas</li> <li>Deny entry</li> <li>Avoid hazards</li> </ul>				
e) Initiate required notifications. <ul style="list-style-type: none"> <li>AHJ (Local)</li> <li>Regulatory agencies (State &amp; Federal)</li> <li>Other response partners (i.e., Regional Hazmat Team, Mutual Aid, etc.)</li> </ul>				
f) Provide size-up report. (CAN Report) <ul style="list-style-type: none"> <li>Conditions (product ID, container status, threats)</li> <li>Actions (protective actions, ID isolation areas)</li> <li>Needs (additional assistance needed/requested)</li> </ul>				
g) Operate approved communications equipment.				

Reprinted with permission from NFPA 1072-2017, *Standard for Hazardous Materials/Weapons of Mass Destruction Emergency Response Personnel Professional Qualifications*, Copyright © 2016, National Fire Protection Association, Quincy, MA 02169. This reprinted material is not the complete and official position of the NFPA on the referenced subject, which is represented only by the standard in its entirety.

**TEXAS COMMISSION ON FIRE PROTECTION**  
**Hazardous Materials Awareness**  
Performance Standards

**S = Satisfactorily completed/performed**

**U = Unsatisfactorily performed/failed to meet performance objective**

**Evaluator/Candidate Comments:**

---

---

---

---

---

---

---

---

**All steps of the skill objective are mandatory and must be scored as “Satisfactory” to pass the skill.**

<hr style="border: none; border-top: 1px solid black; margin-bottom: 5px;"/> <div>Certifying Examiner</div>	<hr style="border: none; border-top: 1px solid black; margin-bottom: 5px;"/> <div>Date</div>	<div>Overall Skill Sheet Score</div> <div>Pass <input type="checkbox"/>    Fail <input type="checkbox"/></div>
<hr style="border: none; border-top: 1px solid black; margin-bottom: 5px;"/> <div>Re-Test Certifying Examiner</div>	<hr style="border: none; border-top: 1px solid black; margin-bottom: 5px;"/> <div>Date</div>	<div>Overall Skill Sheet Re-Test Score</div> <div>Pass <input type="checkbox"/>    Fail <input type="checkbox"/></div>

Reprinted with permission from NFPA 1072-2017, *Standard for Hazardous Materials/Weapons of Mass Destruction Emergency Response Personnel Professional Qualifications*, Copyright © 2016, National Fire Protection Association, Quincy, MA 02169. This reprinted material is not the complete and official position of the NFPA on the referenced subject, which is represented only by the standard in its entirety.

# Emergency Response Guidebook Worksheet

## Guidelines for Development and Use

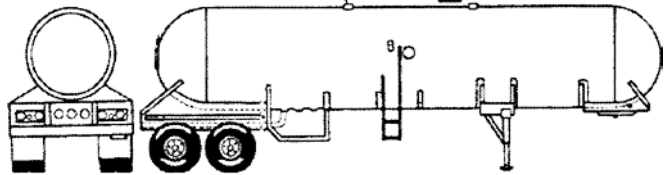
- The following worksheet is an example of a instructor designed worksheet that could be used to test a firefighter trainee's ability to properly use an Emergency Response Guidebook during a Hazardous Materials response. This worksheet has been designed to be completed using the Emergency Response Guidebook in it's most current edition.
- The use of this worksheet would be suitable for training purposes. However, for skill examination purposes, it is expected that images, placards, UN numbers, and chemical names would be changed.
- This is not a single source solution skills examination evaluation. The development and use of a unique worksheet would be appropriate, acceptable, and encouraged.
- Minimum worksheet development guidelines should include the following minimal content items as a general rule:
  - Hazardous Materials identification by UN Number (Yellow Section)
  - Hazardous Materials identification by Chemical Name (Blue Section)
  - Identify the correct
  - The ability to derive information from the Emergency Action Guide pages (Orange Section) including:
    - Potential Fire and Explosion Hazards
    - Potential Health Hazards
    - Protective Clothing Selection
    - Evacuation Considerations
    - Firefighting Measures
    - Spill or Leak recommended control measures
    - Immediate First Aid actions
  - The identification of Isolation Distances and Protective Actions for Non-Toxic Inhalation Hazards (Orange Section)
  - The identification of Initial Isolation Distances and Downwind Protective Distances for Toxic Inhalation Hazards (Green Section)

## Worksheet

Date: \_\_\_\_\_

Using the most current edition of the **Emergency Response Guidebook** solve the following problems:

1. What is the initial **isolation zone** and **downwind protective action distance** day and night when there is a small leak from the highway cargo tanker pictured here?



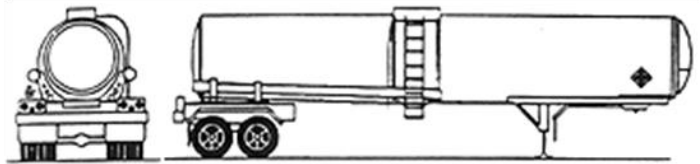
\_\_\_\_\_

\_\_\_\_\_

2. What is the **primary hazard** of the product with the ID number **UN1824**?

\_\_\_\_\_

3. What type of **firefighting foam** should be used on a large spill fire involving the product in this highway cargo tanker? Are there **toxic effects** associated with this product?



\_\_\_\_\_

\_\_\_\_\_

4. What type of protective clothing should be worn to handle a spill involving **Hydrofluoric acid, solution**?

\_\_\_\_\_

5. In case of accidental eye contact with **methanol**, what actions should you take?

\_\_\_\_\_

6. What are the recommended **extinguishing agents** for the product with this placard? What is this product?

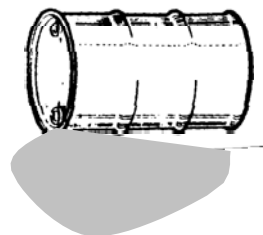
\_\_\_\_\_

\_\_\_\_\_



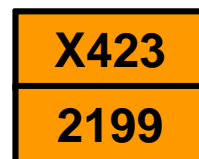
7. Which **guide number** should be used for the product spilled from the drum in this picture?

Guide Number: \_\_\_\_\_



8. Identify the **hazards and product name** of this display found on an intermodal container.

\_\_\_\_\_  
\_\_\_\_\_



9. What is the **recommended evacuation distance** if a truck load of explosives with this placard is involved in a fire?

\_\_\_\_\_  
\_\_\_\_\_



10. If **Styrene** is exposed to **excessive heat**, what may occur?

\_\_\_\_\_

11. What types of extinguishing agents should **not** be applied to fires involving **Perchloric acid UN1802**?

\_\_\_\_\_

12. What is Protective Clothing and Respiratory Protection recommendation for a response involving **Chloropicrin**?

\_\_\_\_\_

13. Which guide number should be used for emergency response information for a spill involving material with this placard?

Guide Number: \_\_\_\_\_



14. What are the emergency response telephone numbers for **CHEMTREC®** and the **NATIONAL RESPONSE CENTER (NRC)**?

NRC #: \_\_\_\_\_

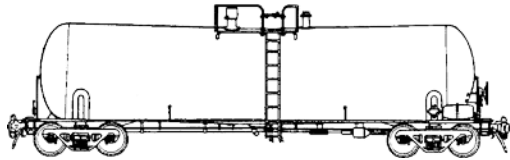
CHEMTREC#: \_\_\_\_\_

15. If water is leaking into a cargo hold of a barge containing **UN1830**, what may occur?

\_\_\_\_\_

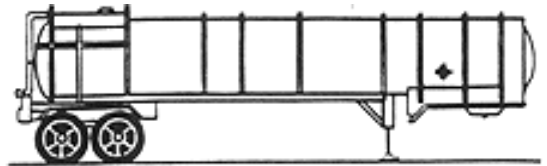
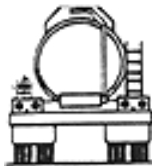
16. Which guide number would you use to find response information about the railcar pictured here?

Guide Number: \_\_\_\_\_

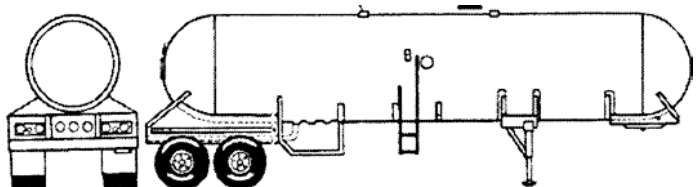


17. Which guide number would you use to find response information about the highway cargo tanker pictured here?

Guide Number: \_\_\_\_\_



18. If the highway cargo tanker pictured below is involved in a fire, what **sights or sounds** should cause an immediate withdrawal of emergency response personnel?



\_\_\_\_\_

19. If a container of the material with this placard is submerged in water, what Toxic-by-Inhalation (TIH) gas may be produced?

\_\_\_\_\_  
\_\_\_\_\_



20. Is **UN1053** a flammable gas? What is it's primary hazard, fire or toxicity?

\_\_\_\_\_  
\_\_\_\_\_

21. If an unconscious person is contaminated with “Boron trifluoride, diethyl etherate” is mouth-to-mouth a recommended first-aid procedure?

**Guide** \_\_\_\_\_

---

---

22. Why does “Propadiene, inhibited” have a “P” following the Guide Number in the blue-bordered Section?

---

---

23. If a large amount of “sulfuryl chloride” is spilled into water, what is the initial isolation distance?

**UN Identification Number** \_\_\_\_\_

**Initial Isolation distance**\_\_\_\_\_.

24. What toxic gases may be produced by the reaction between sulfuryl chloride and water?

---

25. What general safety precautions are recommended by the Emergency Response Guidebook?

1. \_\_\_\_\_.

2. \_\_\_\_\_.

3. \_\_\_\_\_.

4. \_\_\_\_\_.

5. \_\_\_\_\_.

6. \_\_\_\_\_.

7. \_\_\_\_\_.

8. \_\_\_\_\_.

**TEXAS COMMISSION ON FIRE PROTECTION**  
**Hazardous Materials Operations**  
Performance Standards

**General**

Identify Potential Hazards and Action Options

**Skill #1**

**PERFORMANCE STANDARD**

**Section 602**

**NFPA 1072, 2017 edition, 5.2.1, 5.2.1 (B)**

**Operations**

**OBJECTIVES**

**5.2.1**

Identify the scope of the problem at a hazardous materials/WMD incident, given hazardous materials/WMD incident, an assignment, policies and procedures, and approved reference sources, so that container types, materials, location of any release, and surrounding conditions are identified, hazard information is collected, the potential behavior of a material and its container is identified, and the potential hazards, harm, and outcomes associated with that behavior are identified.

**5.2.1 (B)**

Identifying container types, materials, location of release, and surrounding conditions at a hazardous materials/WMD incident; collecting hazard information; communicating with pipeline operators, carrier representatives or responsible party; describing likely behavior of hazardous materials or WMD and its container; and describing the potential hazards, harm, and outcomes associated with that behavior and the surrounding conditions.

**5.3.1**

Identify the action options for a hazardous materials/WMD incident, given a hazardous materials/WMD incident, an assignment, policies and procedures, approved reference sources, and the scope of the problem, so that response objectives, action options, safety precautions, suitability of approved personal protective equipment (PPE) available, and emergency decontamination needs are identified.

**5.3.1 (B)**

Identifying response objectives and action options based on the scope of the problem and available resources; identifying whether approved PPE is suitable incident conditions; and identifying emergency decontamination needs based on the scope of the problem.

Reprinted with permission from NFPA 1072-2017, *Standard for Hazardous Materials/Weapons of Mass Destruction Emergency Response Personnel Professional Qualifications*, Copyright © 2016, National Fire Protection Association, Quincy, MA 02169. This reprinted material is not the complete and official position of the NFPA on the referenced subject, which is represented only by the standard in its entirety.

# TEXAS COMMISSION ON FIRE PROTECTION

## Hazardous Materials Operations

### Performance Standards

#### INSTRUCTIONS

You will be given a Hazardous Materials incident scenario, the applicable policies and procedures, and approved reference material, you are to Identify the scope of the problem, Identify the container type or types involved in the scenario to include the location of release, and surrounding conditions. You are to also identify the action options and response objectives to include mode(s) of operation, appropriate personal protective equipment, and emergency decontamination requirements.

You will begin on my instruction to start. The skill will end when you state to me that you have completed all the identified steps and all appropriate tasks.

Do you understand these instructions?

#### EXAMINER'S NOTE

The candidate will not be allowed to review the performance steps at the time of testing.

Provide the candidate with an incident scenario. This may be in the form of an actual staged scenario on the training field, a PowerPoint or multimedia presentation/video, or a photograph(s) with narratives.

Allow the candidate to analyze the scenario, they may use the ERG, NIOSH Pocket Guide, and applicable SDS, shipping papers, and other reference support material provided. The use of WISER on their personal electronic device (cell phone or tablet) is also acceptable.

#### PREPARATION & EQUIPMENT

- *Emergency Response Guidebook (ERG)*, most current edition
- *NIOSH Pocket Guidebook to Chemical Hazards*, most current edition
- *Wireless Information System for Emergency Responders (WISER)*
- Safety data sheets(S) (SDS)
- Shipping papers
- PPE/PCP compatibility charts/guides/manuals, if necessary
- A written or audio/visual representation of a scene or scenario provide product information response objectives applicable to policies and procedures according to the examinees AHJ. (i.e., PowerPoint Presentation) or an instructor prepared worksheet as needed.

Reprinted with permission from NFPA 1072-2017, *Standard for Hazardous Materials/Weapons of Mass Destruction Emergency Response Personnel Professional Qualifications*, Copyright © 2016, National Fire Protection Association, Quincy, MA 02169. This reprinted material is not the complete and official position of the NFPA on the referenced subject, which is represented only by the standard in its entirety.

**TEXAS COMMISSION ON FIRE PROTECTION**  
**Hazardous Materials Operations**  
Performance Standards

**General**

Identify Potential Hazards and Action Options

**Skill #1**

Candidate: \_\_\_\_\_ Date: \_\_\_\_\_

Academy: \_\_\_\_\_ Test Site: \_\_\_\_\_

<b>HAZARDOUS MATERIALS OPERATIONS</b>		<b><u>TEST</u></b>		<b><u>RETEST</u></b>	
<b>Skill #1</b>		<b>S</b>	<b>U</b>	<b>S</b>	<b>U</b>
<p>Identify the scope of the problem at a hazardous materials/WMD incident, given hazardous materials/WMD incident, an assignment, policies and procedures, and approved reference sources, so that container types, materials, location of any release, and surrounding conditions are identified, hazard information is collected, the potential behavior of a material and its container is identified, and the potential hazards, harm, and outcomes associated with that behavior are identified. 5.2.1</p> <p>Identifying container types, materials, location of release, and surrounding conditions at a hazardous materials/WMD incident; collecting hazard information; communicating with pipeline operators or carrier representatives; describing likely behavior of the hazardous materials or WMD and its container; and describing the potential hazards, harm, and outcomes associated with that behavior and the surrounding conditions. 5.2.1(B)</p> <p>Identify the action options for a hazardous materials/WMD incident, given a hazardous materials/WMD incident, an assignment, policies and procedures, approved reference sources, and the scope of the problem, so that response objectives, action options, safety precautions, suitability of approved personal protective equipment (PPE) available, and emergency decontamination needs are identified. 5.3.1</p> <p>Identifying response objectives and action options based on the scope of the problem and available resources; identifying whether approved PPE is suitable for incident</p>					

Reprinted with permission from NFPA 1072-2017, *Standard for Hazardous Materials/Weapons of Mass Destruction Emergency Response Personnel Professional Qualifications*, Copyright © 2016, National Fire Protection Association, Quincy, MA 02169. This reprinted material is not the complete and official position of the NFPA on the referenced subject, which is represented only by the standard in its entirety.

**TEXAS COMMISSION ON FIRE PROTECTION**  
**Hazardous Materials Operations**  
Performance Standards

conditions: and identifying emergency decontamination needs based on the scope of the problem. 5.3.1(B)				
<b>The candidate shall:</b>	<b>S</b>	<b>U</b>	<b>S</b>	<b>U</b>
a) Identify container types, materials, location of release, and surrounding conditions at a hazardous materials/WMD incident				
b) Collect hazard information				
c) Detail the actions of communicating with pipeline operators, carrier representatives and or responsible party.				
d) Describe likely behavior of the hazardous materials or WMD and its container.				
e) Describe the potential hazards, harm, and outcomes associated with that behavior and the surrounding conditions.				
f) Identify response objectives and action options based on the scope of the problem and available resources.				
g) Identify whether approved PPE is suitable for incident conditions				
h) Identify emergency decontamination needs based on the scope of the problem				

**S = Satisfactorily completed/performed**

**U = Unsatisfactorily performed/failed to meet objective or grading step**

**Evaluator/Candidate Comments:**

---



---



---



---



---



---



---

**All steps of the skill objective are mandatory and must be scored as “Satisfactory” to pass the skill.**

Reprinted with permission from NFPA 1072-2017, *Standard for Hazardous Materials/Weapons of Mass Destruction Emergency Response Personnel Professional Qualifications*, Copyright © 2016, National Fire Protection Association, Quincy, MA 02169. This reprinted material is not the complete and official position of the NFPA on the referenced subject, which is represented only by the standard in its entirety.

**TEXAS COMMISSION ON FIRE PROTECTION**  
**Hazardous Materials Operations**  
Performance Standards

<hr style="border: none; border-top: 1px solid black; margin-bottom: 5px;"/> <div>Certifying Examiner</div>	<hr style="border: none; border-top: 1px solid black; margin-bottom: 5px;"/> <div>Date</div>	<div>Overall Skill Sheet Score</div> <div>Pass <input type="checkbox"/>      Fail <input type="checkbox"/></div>
<hr style="border: none; border-top: 1px solid black; margin-bottom: 5px;"/> <div>Re-Test Certifying Examiner</div>	<hr style="border: none; border-top: 1px solid black; margin-bottom: 5px;"/> <div>Date</div>	<div>Overall Skill Sheet Re-Test Score</div> <div>Pass <input type="checkbox"/>      Fail <input type="checkbox"/></div>

Reprinted with permission from NFPA 1072-2017, *Standard for Hazardous Materials/Weapons of Mass Destruction Emergency Response Personnel Professional Qualifications*, Copyright © 2016, National Fire Protection Association, Quincy, MA 02169. This reprinted material is not the complete and official position of the NFPA on the referenced subject, which is represented only by the standard in its entirety.

# Operations

## Container Identification Worksheet

RAILCAR TANK		
	Container Name	
1		
2		
3		
INTERMODAL TANK		
	Container Name	Type/Specification
1		
2		
3		
4		
5		
HIGHWAY CARGO TANK		
	Container Name.	MC/DOT Specification
1		
2		
3		
4		
5		
6		
7		
NON-BULK CONTAINER PACKAGING		
	Container Name/Type	
1		
2		
3		
4		
5		
Intermediate Bulk Containers & Ton Containers		
	Container Name/Type	
1		
2		
3		
FIXED FACILITY STORAGE TANK		
	Container Name	
1		
2		
3		
RADIOACTIVE MATERIAL PACKAGING		
	Container Name	Characteristics
1		
2		
3		
4		
5		

# Pesticide Label Worksheet

Using the Pesticide label provided for \_\_\_\_\_ answer the following questions:

1. What is the Active ingredient in this pesticide? \_\_\_\_\_
2. What information is provided in the Hazard Statement? \_\_\_\_\_
3. What is the Name of pesticide? \_\_\_\_\_
4. What is the EPA Registration Number (or Pest Control Product (PCP) number in Canada)? \_\_\_\_\_
5. What information is provided in the Precautionary Statement?
  
6. What Signal Word is used on the label? What does it mean?
  
  
  
  
  
  
  
  
  
  
7. What are the appropriate response actions for dealing with the identified product?

# Safety Data Sheet Worksheet

Use the Safety Data Sheet for \_\_\_\_\_ provided to  
answer the following questions:

1. What are two ways to obtain an SDS during an emergency?

a. \_\_\_\_\_

b. \_\_\_\_\_

## **Section 1. Identification**

2. What is the chemical/product name? \_\_\_\_\_

3. What other names can this product be shipped as? \_\_\_\_\_

4. How is this chemical used? \_\_\_\_\_

5. Are there restrictions on its use? If so, what are they? \_\_\_\_\_

6. Who is the manufacturer or responsible party? \_\_\_\_\_

7. What is their emergency contact number or numbers? \_\_\_\_\_

8. Who is the shipper? \_\_\_\_\_

9. What is their contact number? \_\_\_\_\_

10. What is their Emergency contact number? \_\_\_\_\_

## **Section 2. Hazard Identification**

11. What is its GHS Classification for Health? \_\_\_\_\_

12. What is it for Environmental? \_\_\_\_\_

13. What is it for Physical? \_\_\_\_\_

14. What is its Signal Word? \_\_\_\_\_

15. What Hazard Statements are listed? \_\_\_\_\_

\_\_\_\_\_

\_\_\_\_\_

16. What Symbols are used? \_\_\_\_\_

17. What Precautionary Statements are listed? \_\_\_\_\_

\_\_\_\_\_

\_\_\_\_\_

\_\_\_\_\_

### **Section 3. Composition**

18. What is the chemical name? \_\_\_\_\_

19. What is the chemical's common name or synonyms? \_\_\_\_\_

\_\_\_\_\_

\_\_\_\_\_

20. What is the chemical's CAS number? \_\_\_\_\_

21. If this chemical is a mixture, what are the names and concentrations of the ingredients of the hazardous chemicals in it? \_\_\_\_\_

\_\_\_\_\_

\_\_\_\_\_

### **Section 4. First Aid Measures**

22. What routes of exposure are of concern with this chemical? \_\_\_\_\_

\_\_\_\_\_

\_\_\_\_\_

23. What are the symptoms of exposure?

a. Acute: \_\_\_\_\_

\_\_\_\_\_

b. Chronic: \_\_\_\_\_

\_\_\_\_\_

24. What are the First Aid Measures that need to be applied if there is an accidental release with exposure to this product? \_\_\_\_\_

\_\_\_\_\_

\_\_\_\_\_

\_\_\_\_\_

### **Section 5. Firefighting Measures**

25. What extinguishing agents should be applied to this product in case of a fire?

\_\_\_\_\_

26. What special hazards should be considered if this chemical is involved in a fire?

\_\_\_\_\_

\_\_\_\_\_

27. What protective equipment should be used if this chemical is involved in a fire?

\_\_\_\_\_

\_\_\_\_\_

### **Section 6. Accidental Release Measures**

28. What are the precautions and procedures for handling an accidental release of this product?

a. Personal Precautions: \_\_\_\_\_

\_\_\_\_\_

b. Protective Equipment: \_\_\_\_\_

\_\_\_\_\_

c. Emergency Procedures: \_\_\_\_\_

\_\_\_\_\_

\_\_\_\_\_

d. Environmental Precautions: \_\_\_\_\_

\_\_\_\_\_

e. Methods and materials for containment and clean-up: \_\_\_\_\_

\_\_\_\_\_

### **Section 7. Handling and Storage**

29. What is the recommended handling procedure for this product? \_\_\_\_\_

\_\_\_\_\_

30. What is the recommended storage procedure for this product? \_\_\_\_\_

\_\_\_\_\_

31. What products or chemicals are incompatible with this product? \_\_\_\_\_

\_\_\_\_\_

### **Section 8. Exposure Control / Personal Protection**

32. What is the PEL? \_\_\_\_\_

33. What is the STEL? \_\_\_\_\_

34. What is the IDLH? \_\_\_\_\_

35. What is the LD50 or LC50? \_\_\_\_\_

36. What PPE should be used for handling this product? \_\_\_\_\_

\_\_\_\_\_

### **Section 9. Physical and Chemical Properties**

37. Appearance: \_\_\_\_\_

38. Odor: \_\_\_\_\_

39. PH: \_\_\_\_\_

40. Melting/Freezing Point: \_\_\_\_\_

41. Boiling Point: \_\_\_\_\_

42. Flash Point: \_\_\_\_\_

43. Specific Gravity: \_\_\_\_\_

44. Solubility: \_\_\_\_\_

45. Auto-Ignition Temp: \_\_\_\_\_

46. Vapor Density: \_\_\_\_\_

47. Vapor Pressure: \_\_\_\_\_

48. Expansion Ratio: \_\_\_\_\_

49. Flammable Range: \_\_\_\_\_

#### **Section 10. Stability and reactivity**

50. Is it stable? If not, why? \_\_\_\_\_

51. Is it reactive? \_\_\_\_\_

a. If so, what is it incompatible with? \_\_\_\_\_

b. What does it produce? \_\_\_\_\_

52. Conditions to avoid? \_\_\_\_\_

\_\_\_\_\_

53. Hazardous products of decomposition? \_\_\_\_\_

\_\_\_\_\_

#### **Section 11. Toxicological Information**

54. Is the product a carcinogen? \_\_\_\_\_

55. Is this product a teratogen or mutagen? \_\_\_\_\_

56. Is this product radioactive? \_\_\_\_\_

#### **Section 12. Ecological Information**

57. What are the ecological concerns for a release of this product? \_\_\_\_\_

\_\_\_\_\_

#### **Section 13. Disposal considerations**

58. What are the recommended disposal considerations for this product? \_\_\_\_\_

\_\_\_\_\_

#### **Section 14. Transportation Information**

59. What is its proper shipping name? \_\_\_\_\_

60. What is it's UN #? \_\_\_\_\_

61. What is its Hazard class or classes? \_\_\_\_\_

62. In what packing group does it belong? \_\_\_\_\_

63. Is this chemical/product a marine pollutant? \_\_\_\_\_

#### **Section 15. Regulatory Information**

64. What safety, health, and/or environmental regulations are specific to this product? \_\_\_\_\_

---

---

---

#### **Section 16. Other Information**

65. When was this SDS last revised? \_\_\_\_\_

66. Is there any other additional information of special concern? \_\_\_\_\_

---

---

---

---

**TEXAS COMMISSION ON FIRE PROTECTION**  
**Hazardous Materials Operations**  
Performance Standards

**General**  
Action Plan Implementation  
**Skill #2**

**PERFORMANCE STANDARD**

**Section 602**

**NFPA 1072, 2017 edition, 5.4.1, 5.4.1(B), 5.6.1, 5.6.1(B)**

**Operations**

**OBJECTIVE**

**5.4.1**

Perform assigned tasks at a hazardous materials/WMD incident, given a hazardous materials/WMD incident; an assignment with limited potential of contact with hazardous materials/WMD, policies and procedures, the scope of the problem, approved tools, equipment, and PPE, so that protective actions and scene control are established and maintained, on-scene incident command is described, evidence is preserved, approved PPE is selected and used in the proper manner; exposures and personnel are protected; safety procedures are followed; hazards are avoided or minimized; assignments are completed; and gross decontamination of personnel, tools, equipment, and PPE is conducted in the field.

**5.4.1(B)**

Establishing and maintaining scene control; recognizing and preserving evidence; inspecting, donning, working in, going through contamination while wearing, and doffing approved PPE; isolating contaminated tools, equipment, and PPE; conducting gross decontamination contaminated personnel, tools, equipment, and PPE in the field; and cleaning, disinfecting, and inspecting approved tools, equipment, and PPE.

**5.6.1**

Evaluate and report the progress of the assigned tasks for a hazardous materials/WMD incident, given a hazardous materials/WMD incident, an assignment, policies and procedures, status of assigned tasks, and approved communication tools and equipment, so that the effectiveness of the assigned tasks is evaluated and communicated to the supervisor, who can adjust the IAP as needed.

**5.6.1(B)**

Determining incident status; determining whether the response objectives are being accomplished; using approved communications and equipment and communicating the status of assigned tasks.

Reprinted with permission from NFPA 1072-2017, *Standard for Hazardous Materials/Weapons of Mass Destruction Emergency Response Personnel Professional Qualifications*, Copyright © 2016, National Fire Protection Association, Quincy, MA 02169. This reprinted material is not the complete and official position of the NFPA on the referenced subject, which is represented only by the standard in its entirety.

**TEXAS COMMISSION ON FIRE PROTECTION**  
**Hazardous Materials Operations**  
Performance Standards

**INSTRUCTIONS – procedures for achieving the objective**

You, as part of a team, will be provided a scenario, reference material, personal protective clothing (including chemical protective clothing), and decontamination equipment. You shall analyze the incident, identify, and select the appropriate PPE.

Your team shall establish and maintain scene control, determine incident status, recognize, and preserve evidence, select and set up decontamination in a safe area, implement, prevent spread of contamination, avoid hazards and isolate contaminated tools, equipment, and PPE during decontamination.

You and your team will determine the response objectives are being accomplished, select approved communications and equipment, and communicate the status of assigned tasks.

After successfully completing the response objectives, communicating the status of assigned tasks and completion of decontamination you and your team shall clean, disinfect, and inspect approved tools, equipment, and PPE.

With regard to selecting and utilizing the appropriate PPE/CPC; once selected, it must be properly inspected and maintained as recommended. It must also be properly donned, used/work in, and doffed. All PPE/CPC reporting and documentation requirements per the AHJ must be completed.

You shall respond verbally or in the written form as may be appropriate. You will begin on my instruction to start. The skill will end when you state to me that you have completed all the identified steps. Do you understand these instructions?

**EXAMINER'S NOTE**

The candidate will not be allowed to review the performance steps at the time of testing.

Provide the candidate with an incident scenario. This may be in the form of an actual staged scenario on the training field, a PowerPoint or multimedia presentation/video, or a photograph(s) with narratives.

Allow the candidate to analyze the scenario, they may use the ERG, NIOSH Pocket Guide, and applicable SDS, shipping papers, and other reference support material provided. The use of WISER on their personal electronic device (cell phone or tablet) is also acceptable.

The candidate will perform as a member of a team. Each member of the team will be randomly selected to perform a different/separate function on the team.

Reprinted with permission from NFPA 1072-2017, *Standard for Hazardous Materials/Weapons of Mass Destruction Emergency Response Personnel Professional Qualifications*, Copyright © 2016, National Fire Protection Association, Quincy, MA 02169. This reprinted material is not the complete and official position of the NFPA on the referenced subject, which is represented only by the standard in its entirety.

# TEXAS COMMISSION ON FIRE PROTECTION

## Hazardous Materials Operations

### Performance Standards

Their response must include:

1. Establish and maintain scene control.
2. Determine incident status.
3. Recognize and preserve evidence.
4. Select and set up decontamination in a safe area.
5. Use approved PPE, inspect, don, work in, go through decontamination while wearing, and doff approved PPE.
6. Determine whether the response objectives are being accomplished.
7. Use approved communications and equipment.
8. Communicate the status of assigned tasks.
9. Implement and avoid hazards during decontamination
10. Isolate contaminated tools, equipment, and PPE.
11. DOFF PPE, conduct decontamination of contaminated personnel, and gross decontamination of tools, equipment, and PPE in the field.
12. Clean, disinfect, and inspect approved tools, equipment, and PPE.

### PREPARATION & EQUIPMENT

- *Emergency Response Guidebook (ERG)*, most current edition
- *NIOSH Pocket Guidebook to Chemical Hazards*, most current edition
- *Wireless Information System for Emergency Responders (WISER)*
- Safety data sheets(S) (SDS)
- Shipping papers
- PPE/PCP compatibility charts/guides/manuals
- PPE/CPC including:
  - Vapor Protective Clothing (Level A)
  - Splash Protective Clothing (Level B)
  - Support Protective Garments (Level C)
  - Primary Protective Work Garments (Level D)
  - Structural Firefighting Protective Ensembles (Bunker Gear)
  - Positive Pressure Self-Contained Breathing Apparatus (SCBA)
  - Air Purifying Respirators (APR or PAPR)
- Approved communication devices (Radio, cell phone, etc.)
- Decontamination supplies/equipment
- A written or audio/visual representation of a scene or scenario (i.e., PowerPoint Presentation) or an instructor prepared worksheet as needed.

Reprinted with permission from NFPA 1072-2017, *Standard for Hazardous Materials/Weapons of Mass Destruction Emergency Response Personnel Professional Qualifications*, Copyright © 2016, National Fire Protection Association, Quincy, MA 02169. This reprinted material is not the complete and official position of the NFPA on the referenced subject, which is represented only by the standard in its entirety.

**TEXAS COMMISSION ON FIRE PROTECTION**  
**Hazardous Materials Operations**  
Performance Standards

**General**  
Action Plan Implementation  
**Skill #2**

Candidate: \_\_\_\_\_ Date: \_\_\_\_\_

Academy: \_\_\_\_\_ Test Site: \_\_\_\_\_

<b>HAZARDOUS MATERIALS OPERATIONS</b>		<b><u>TEST</u></b>		<b><u>RETEST</u></b>	
<b>Skill #2</b>		<b>S</b>	<b>U</b>	<b>S</b>	<b>U</b>
<p>Perform assigned tasks at a hazardous materials/WMD incident, given a hazardous materials/WMD incident; an assignment with limited potential of contact with hazardous materials/WMD, policies and procedures, the scope of the problem, approved tools, equipment, and PPE, so that protective actions and scene control are established and maintained, on-scene incident command is described, evidence is preserved, approved PPE is selected and used in the proper manner; exposures and personnel are protected; safety procedures are followed; hazards are avoided or minimized; assignments are completed; and gross decontamination of personnel, tools, equipment, and PPE is conducted in the field. (5.4.1)</p>					
<p>Establishing and maintaining scene control; recognizing and preserving evidence; inspecting, donning, working in, going through contamination while wearing, and doffing approved PPE; isolating contaminated tools, equipment, and PPE; conducting gross decontamination contaminated personnel, tools, equipment, and PPE in the field; and cleaning, disinfecting, and inspecting approved tools, equipment, and PPE. (5.4.1(B))</p>					
<p>Evaluate and report the progress of the assigned tasks for a hazardous materials/WMD incident, given a hazardous materials/WMD incident, an assignment, policies and procedures, status of assigned tasks, and approved communication tools and equipment, so that the effectiveness of the assigned tasks is evaluated and communicated to the supervisor, who can adjust the IAP as needed. (5.6.1)</p>					

Reprinted with permission from NFPA 1072-2017, *Standard for Hazardous Materials/Weapons of Mass Destruction Emergency Response Personnel Professional Qualifications*, Copyright © 2016, National Fire Protection Association, Quincy, MA 02169. This reprinted material is not the complete and official position of the NFPA on the referenced subject, which is represented only by the standard in its entirety.

**TEXAS COMMISSION ON FIRE PROTECTION**  
**Hazardous Materials Operations**  
Performance Standards

Determining incident status; determining whether the response objectives are being accomplished; using approved communications and equipment and communicating the status of assigned tasks. (5.6.1(B))				
<b>The candidate shall:</b>	<b>S</b>	<b>U</b>	<b>S</b>	<b>U</b>
a) Establish and maintain scene control				
b) Determine incident status				
c) Recognize and preserve evidence				
d) Set up decontamination in a safe area				
e) Use approved PPE in the proper manner				
f) Inspect, don, work in, and go through decontamination while wearing approved PPE				
g) Determine whether the response objectives are being accomplished				
h) Use approved communications and equipment				
i) Communicate the status of assigned tasks				
j) Prevent spread of contamination				
k) Avoid hazards during decontamination				
l) Isolate contaminated tools, equipment, and PPE				
m) Conduct decontamination of contaminated personnel, and gross decontamination of tools, equipment and PPE in the field, and doff PPE				
n) Clean, disinfect, and inspect approved tools, equipment, and PPE				

**S = Satisfactorily completed/performed**

**U = Unsatisfactorily performed/failed to meet objective or grading step**

**Evaluator/Candidate Comments:**

---



---



---



---



---

Reprinted with permission from NFPA 1072-2017, *Standard for Hazardous Materials/Weapons of Mass Destruction Emergency Response Personnel Professional Qualifications*, Copyright © 2016, National Fire Protection Association, Quincy, MA 02169. This reprinted material is not the complete and official position of the NFPA on the referenced subject, which is represented only by the standard in its entirety.

**TEXAS COMMISSION ON FIRE PROTECTION**  
**Hazardous Materials Operations**  
Performance Standards

---

**All steps of the skill objective are mandatory and must be scored as “Satisfactory” to pass the skill.**

_____	_____	Overall Skill Sheet Score
Certifying Examiner	Date	Pass <input type="checkbox"/> Fail <input type="checkbox"/>
_____	_____	Overall Skill Sheet Re-Test Score
Re-Test Certifying Examiner	Date	Pass <input type="checkbox"/> Fail <input type="checkbox"/>

Reprinted with permission from NFPA 1072-2017, *Standard for Hazardous Materials/Weapons of Mass Destruction Emergency Response Personnel Professional Qualifications*, Copyright © 2016, National Fire Protection Association, Quincy, MA 02169. This reprinted material is not the complete and official position of the NFPA on the referenced subject, which is represented only by the standard in its entirety.

**TEXAS COMMISSION ON FIRE PROTECTION**  
**Hazardous Materials Operations**  
Performance Standards

**General**  
Emergency Decontamination  
**Skill #3**

**PERFORMANCE STANDARD**

**Section 602**

**NFPA 1072, 2017 edition, 5.5.1, 5.5.1(B)**

**Operations**

**OBJECTIVE**

**5.5.1**

Perform emergency decontamination at a hazardous materials/WMD incident, given a hazardous materials/WMD incident that requires emergency decontamination; an assignment; scope of the problem; policies and procedures; and approved tools, equipment, and PPE for emergency decontamination, so that emergency decontamination needs are identified, approved PPE is selected and used, exposures and personnel are protected, safety procedures are followed, hazards are avoided or minimized, emergency decontamination is set up and implemented, and victims and responders are decontaminated.

**5.5.1(B)**

Selecting an emergency decontamination method; setting up emergency decontamination in a safe area; using PPE in the proper manner; implementing emergency decontamination; preventing spread of contamination; and avoiding hazards during emergency decontamination.

**INSTRUCTIONS – procedures for achieving the objective**

Given a scenario and the personal protective equipment, emergency response and hazardous materials response equipment including decontamination equipment provided by the AHJ, you shall demonstrate local procedures for responders undergoing the emergency decontamination process. You will begin on my instruction to start. The skill will end when you state to me that you have completed all of the identified steps. Do you understand these instructions?

**EXAMINER'S NOTE**

The candidate will not be allowed to review the performance steps at the time of testing. Provide the candidate with an incident scenario. This may be in the form of an actual staged scenario on the training field, a PowerPoint or multimedia presentation/video, or a photograph(s) with narratives.

Reprinted with permission from NFPA 1072-2017, *Standard for Hazardous Materials/Weapons of Mass Destruction Emergency Response Personnel Professional Qualifications*, Copyright © 2016, National Fire Protection Association, Quincy, MA 02169. This reprinted material is not the complete and official position of the NFPA on the referenced subject, which is represented only by the standard in its entirety.

**TEXAS COMMISSION ON FIRE PROTECTION**  
**Hazardous Materials Operations**  
Performance Standards

Allow the candidate to analyze the scenario, they may use the ERG, NIOSH Pocket Guide, an applicable SDS, shipping papers, and other reference support material provided. The use of WISER on their personal electronic device (cell phone or tablet) is also acceptable.

**PREPARATION & EQUIPMENT**

- Hazardous materials incident scenario
- Reference material
- Personal protective equipment provided by the AHJ
- Emergency response and hazardous materials response equipment
- Decontamination equipment

Reprinted with permission from NFPA 1072-2017, *Standard for Hazardous Materials/Weapons of Mass Destruction Emergency Response Personnel Professional Qualifications*, Copyright © 2016, National Fire Protection Association, Quincy, MA 02169. This reprinted material is not the complete and official position of the NFPA on the referenced subject, which is represented only by the standard in its entirety.

**TEXAS COMMISSION ON FIRE PROTECTION**  
**Hazardous Materials Operations**  
Performance Standards

**General**  
Emergency Decontamination  
**Skill #3**

Candidate: \_\_\_\_\_ Date: \_\_\_\_\_

Academy: \_\_\_\_\_ Test Site: \_\_\_\_\_

<b>HAZARDOUS MATERIALS OPERATIONS</b>	<b><u>TEST</u></b>		<b><u>RETEST</u></b>	
<b>Skill #3</b>	<b>S</b>	<b>U</b>	<b>S</b>	<b>U</b>
<p>Perform emergency decontamination at a hazardous materials/WMD incident, given a hazardous materials/WMD incident that requires emergency decontamination; an assignment; scope of the problem; policies and procedures; and approved tools, equipment, and PPE for emergency decontamination, so that emergency decontamination needs are identified, approved PPE is selected and used, exposures and personnel are protected, safety procedures are followed, hazards are avoided or minimized, emergency decontamination is set up and implemented, and victims and responders are decontaminated. 5.5.1</p> <p>Selecting an emergency contamination method; setting up emergency decontamination in a safe area; using PPE in the proper manner; implementing emergency decontamination; preventing spread of contamination; and avoiding hazards during emergency decontamination. 5.5.1(B)</p>				
<b>The candidate shall:</b>	<b>S</b>	<b>U</b>	<b>S</b>	<b>U</b>
a) Select an emergency contamination method				
b) Set up emergency decontamination in a safe area				
c) Use approved PPE in the proper manner				
d) Implement emergency decontamination				
e) Prevent spread of contamination				
f) Avoid hazards during emergency decontamination				

**S = Satisfactorily completed/performed**

**U = Unsatisfactorily performed/failed to meet objective or grading step**

Reprinted with permission from NFPA 1072-2017, *Standard for Hazardous Materials/Weapons of Mass Destruction Emergency Response Personnel Professional Qualifications*, Copyright © 2016, National Fire Protection Association, Quincy, MA 02169. This reprinted material is not the complete and official position of the NFPA on the referenced subject, which is represented only by the standard in its entirety.

**TEXAS COMMISSION ON FIRE PROTECTION**  
**Hazardous Materials Operations**  
Performance Standards

**Evaluator/Candidate Comments:**

---

---

---

---

---

---

**All steps of the skill objective are mandatory and must be scored as “Satisfactory” to pass the skill.**

<hr/> <div>Certifying Examiner</div>	<hr/> <div>Date</div>	<div>Overall Skill Sheet Score</div> <div>Pass <input type="checkbox"/>    Fail <input type="checkbox"/></div>
<hr/> <div>Re-Test Certifying Examiner</div>	<hr/> <div>Date</div>	<div>Overall Skill Sheet Re-Test Score</div> <div>Pass <input type="checkbox"/>    Fail <input type="checkbox"/></div>

Reprinted with permission from NFPA 1072-2017, *Standard for Hazardous Materials/Weapons of Mass Destruction Emergency Response Personnel Professional Qualifications*, Copyright © 2016, National Fire Protection Association, Quincy, MA 02169. This reprinted material is not the complete and official position of the NFPA on the referenced subject, which is represented only by the standard in its entirety.

**TEXAS COMMISSION ON FIRE PROTECTION**  
**Hazardous Materials Operations – Mission Specific Competencies**  
Performance Standards

**General**

Personal Protective Equipment & Product Control

**Skill #4**

**PERFORMANCE STANDARD**

**Section 603**

**NFPA1072, 2017 edition, 6.2.1, 6.2.1(B), 6.6.1, 6.6.1(B) Operations-MS (PPE & PC)**

**OBJECTIVES**

**6.2.1**

Select, don, work in, and doff approved PPE at a hazardous materials/WMD incident, given a hazardous materials/WMD incident; a mission-specific assignment in an IAP that requires use of PPE; the scope of the problem; response objectives and options for the incident; access to a hazardous materials technician, an allied professional, an emergency response plan, or standard operating procedures; approved PPE; and policies and procedures, so that under the guidance of a hazardous materials technician, an allied professional, an emergency response plan, or standard operating procedures, approved PPE is selected, inspected, donned, worked in, decontaminated, and doffed; exposures and personnel are protected; safety procedures are followed; hazards are avoided or minimized; and all reports and documentation pertaining to PPE use are completed.

**6.2.1(B)**

Selecting PPE for the assignment; inspecting, maintaining, storing, donning, working in, and doffing PPE; going through decontamination process (emergency and technical) while wearing PPE; reporting and documenting the use of PPE.

**6.6.1**

Perform product control techniques with a limited risk of personal exposure at a hazardous materials/WMD incident, given a hazardous materials/WMD incident with release of product; an assignment in an IAP; scope of the problem; policies and procedures; approved tools, equipment, control agents, and PPE; and access to a hazardous materials technician, an allied professional, an emergency response plan, or standard operating procedures, so that under the guidance of a hazardous materials technician, an allied professional, an emergency response plan, or standard operating procedures, approved PPE is selected and used; exposures and personnel are protected; safety procedures are followed; hazards are avoided or minimized; a product control technique is selected and implemented; the product is controlled; victims, personnel, tools, and equipment are decontaminated; and product control operations are reported and documented.

**6.6.1(B)**

Reprinted with permission from NFPA 1072-2017, *Standard for Hazardous Materials/Weapons of Mass Destruction Emergency Response Personnel Professional Qualifications*, Copyright © 2016, National Fire Protection Association, Quincy, MA 02169. This reprinted material is not the complete and official position of the NFPA on the referenced subject, which is represented only by the standard in its entirety.

**TEXAS COMMISSION ON FIRE PROTECTION**  
**Hazardous Materials Operations – Mission Specific Competencies**  
Performance Standards

Selecting and using PPE; selecting and performing product control techniques to confine/contain the release with limited risk of personal exposure; using approved control agents and equipment on a release involving hazardous materials/WMD; using remote control valves and emergency shutoff devices on cargo tanks and intermodal tanks in transportation and containers at fixed facilities; and performing product control techniques.

**INSTRUCTIONS - procedures for achieving the objective**

You, as part of team, will be provided a scenario, reference material, personal protective clothing, and equipment (including chemical protective clothing), product control equipment, and decontamination equipment. You shall analyze the incident, identify, and select the appropriate PPE and product control options.

Your team shall establish an incident response plan that includes identifying the products and hazards involved, selecting the appropriate PPE/CPC, select and perform product control techniques to confine/contain the release with limited risk of personal exposure while identifying which approved control agents and/or equipment are appropriate to use on a release involving the identified hazardous materials/WMD.

You and your team will demonstrate competence in using remote control valves and emergency shutoff devices on cargo tanks and intermodal tanks in transportation and containers at fixed facilities as relevant to the scenario provided and perform product control techniques appropriate to situation.

After successfully completing product control actions, you and your team will perform appropriate decontamination procedures (emergency and/or technical).

With regard to selecting and utilizing the appropriate PPE/CPC; once selected, it must be properly inspected and maintained as recommended. It must also be properly donned, used/work in, and doffed. All PPE/CPC reporting and documentation requirements per the AHJ must be completed.

You shall respond verbally or in the written form as may be appropriate. You will begin on my instruction to start. The skill will end when you state to me that you have completed all the identified steps. Do you understand these instructions?

**EXAMINER'S NOTE**

The candidate will not be allowed to review the performance steps at the time of testing.

Reprinted with permission from NFPA 1072-2017, *Standard for Hazardous Materials/Weapons of Mass Destruction Emergency Response Personnel Professional Qualifications*, Copyright © 2016, National Fire Protection Association, Quincy, MA 02169. This reprinted material is not the complete and official position of the NFPA on the referenced subject, which is represented only by the standard in its entirety.

# **TEXAS COMMISSION ON FIRE PROTECTION**

## **Hazardous Materials Operations – Mission Specific Competencies**

### **Performance Standards**

Provide the candidate with an incident scenario. This may be in the form of an actual staged scenario on the training field, a PowerPoint or multimedia presentation/video, or a photograph(s) with narratives.

Allow the candidate to analyze the scenario, they may use the ERG, NIOSH Pocket Guide, and applicable SDS, shipping papers, and other reference support material provided. The use of WISER on their personal electronic device (cell phone or tablet) is also acceptable.

The candidate will perform as a member of a team. Each member of the team will be randomly selected to perform a different/separate function on the team.

Their response must include:

1. Identifying the products and hazards involved
2. Selecting the appropriate PPE/CPC.
3. Selecting and performing product control techniques to confine/contain the release with limited risk of personal exposure.
4. Identification of approved control agents and/or equipment appropriate for use on the identified hazardous materials/WMD.
5. Demonstration of competence in using remote control valves and emergency shutoff devices on cargo tanks and intermodal tanks in transportation and containers at fixed facilities as may be relevant to the scenario provided.
6. Perform product control techniques appropriate to situation.
7. Performance of appropriate decontamination procedures (emergency and/or technical).

### **PREPARATION & EQUIPMENT**

- *Emergency Response Guidebook (ERG)*, most current edition
- *NIOSH Pocket Guide to Chemical Hazards*, most current edition
- *Wireless Information System for Emergency Responders (WISER)*
- Safety data sheet(s) (SDS)
- Shipping papers
- Monitoring and Detection equipment (Simulators/training aids are acceptable)
- PPE/CPC compatibility charts/guides/manuals
- PPE/CPC including:
  - Vapor Protective Clothing (Level A)
  - Splash Protective Clothing (Level B)
  - Support Protective Garments (Level C)
  - Primary Protective Work Garments (Level D)

Reprinted with permission from NFPA 1072-2017, *Standard for Hazardous Materials/Weapons of Mass Destruction Emergency Response Personnel Professional Qualifications*, Copyright © 2016, National Fire Protection Association, Quincy, MA 02169. This reprinted material is not the complete and official position of the NFPA on the referenced subject, which is represented only by the standard in its entirety.

**TEXAS COMMISSION ON FIRE PROTECTION**  
**Hazardous Materials Operations – Mission Specific Competencies**  
Performance Standards

- Structural Firefighting Protective Ensembles (Bunker Gear)
- Positive Pressure Self-Contained Breathing Apparatus (SCBA)
- Air Purifying Respirators (APR or PAPR)
- Approved communication devices (Radio, cell phone, etc.)
- Product Control Equipment (Absorbent boom/pad material, adsorbent material, foam concentrate (or simulated) and foam production devices, diking, damming, confinement and containment equipment and material).
- Decontamination supplies/equipment
- A written or audio/visual representation of a scene or scenario (i.e. PowerPoint Presentation) or an instructor prepared worksheet as needed.

Reprinted with permission from NFPA 1072-2017, *Standard for Hazardous Materials/Weapons of Mass Destruction Emergency Response Personnel Professional Qualifications*, Copyright © 2016, National Fire Protection Association, Quincy, MA 02169. This reprinted material is not the complete and official position of the NFPA on the referenced subject, which is represented only by the standard in its entirety.

**TEXAS COMMISSION ON FIRE PROTECTION**  
**Hazardous Materials Operations – Mission Specific Competencies**  
Performance Standards

**General**

Personal Protective Equipment & Product Control

**Skill #4**

Candidate: \_\_\_\_\_ Date: \_\_\_\_\_

Academy: \_\_\_\_\_ Test Site: \_\_\_\_\_

HAZARDOUS MATERIALS OPERATIONS MISSION SPECIFIC COMPETENCIES	<u>TEST</u>		<u>RETEST</u>	
Skill #4	S	U	S	U
<p>Select, don, work in, and doff approved PPE at a hazardous materials/WMD incident, given a hazardous materials/WMD incident; a mission-specific assignment in an IAP that requires use of PPE; the scope of the problem; response objectives and options for the incident; access to a hazardous materials technician, an allied professional, an emergency response plan, or standard operating procedures; approved PPE; and policies and procedures, so that under the guidance of a hazardous materials technician, an allied professional, an emergency response plan, or standard operating procedures, approved PPE is selected, inspected, donned, worked in, decontaminated, and doffed; exposures and personnel are protected; safety procedures are followed; hazards are avoided or minimized; and all reports and documentation pertaining to PPE use are completed.</p> <p style="text-align: right;">(6.2.1)</p>				
<p>Selecting PPE for the assignment; inspecting, maintaining, storing, donning, working in, and doffing PPE; going through decontamination process (emergency and technical) while wearing PPE; reporting and documenting the use of PPE.</p> <p style="text-align: right;">(6.2.1(B))</p>				
<p>Perform product control techniques with a limited risk of personal exposure at a hazardous materials/WMD incident, given a hazardous materials/WMD incident with release of product; an assignment in an IAP; scope of the problem; policies and procedures; approved tools, equipment, control</p>				

Reprinted with permission from NFPA 1072-2017, *Standard for Hazardous Materials/Weapons of Mass Destruction Emergency Response Personnel Professional Qualifications*, Copyright © 2016, National Fire Protection Association, Quincy, MA 02169. This reprinted material is not the complete and official position of the NFPA on the referenced subject, which is represented only by the standard in its entirety.

**TEXAS COMMISSION ON FIRE PROTECTION**  
**Hazardous Materials Operations – Mission Specific Competencies**  
Performance Standards

agents, and PPE; and access to a hazardous materials technician, an allied professional, an emergency response plan, or standard operating procedures, so that under the guidance of a hazardous materials technician, an allied professional, an emergency response plan, or standard operating procedures, approved PPE is selected and used; exposures and personnel are protected; safety procedures are followed; hazards are avoided or minimized; a product control technique is selected and implemented; the product is controlled; victims, personnel, tools, and equipment are decontaminated; and product control operations are reported and documented.  (6.6.1)				
Selecting and using PPE; selecting and performing product control techniques to confine/contain the release with limited risk of personal exposure; using approved control agents and equipment on a release involving hazardous materials/WMD; using remote control valves and emergency shutoff devices on cargo tanks and intermodal tanks in transportation and containers at fixed facilities; and performing product control techniques.  (6.6.1(B))				
<b>The candidate shall:</b>	<b>S</b>	<b>U</b>	<b>S</b>	<b>U</b>
a) Select and use the appropriate PPE for the assignment				
b) Demonstrate the following PPE skills: <ul style="list-style-type: none"> <li>• Inspection</li> <li>• Maintenance</li> <li>• Donning</li> <li>• Working in</li> <li>• Doffing</li> </ul>				
c) Select and perform product control techniques to confine/contain the release with limited risk of personal exposure				
d) Identify which approved control agents and equipment to use on a release involving hazardous materials/WMD				
e) Demonstrate competence in using remote control valves and emergency shutoff devices on cargo tanks				

Reprinted with permission from NFPA 1072-2017, *Standard for Hazardous Materials/Weapons of Mass Destruction Emergency Response Personnel Professional Qualifications*, Copyright © 2016, National Fire Protection Association, Quincy, MA 02169. This reprinted material is not the complete and official position of the NFPA on the referenced subject, which is represented only by the standard in its entirety.

# TEXAS COMMISSION ON FIRE PROTECTION

## Hazardous Materials Operations – Mission Specific Competencies

### Performance Standards

and intermodal tanks in transportation and/or containers at fixed facilities (Based on scenario provided)				
f) Perform product control techniques appropriate to situation				
g) Demonstrate competence in going through decontamination procedures (emergency and technical) while wearing PPE				
h) Report and document use of PPE				

**S = Satisfactorily completed/performed**

**U = Unsatisfactorily performed/failed to meet performance objective**

**Evaluator/Candidate Comments:**

---



---



---



---



---



---



---

**All steps of the skill objective are mandatory and must be scored as “Satisfactory” to pass the skill.**

<div style="border-bottom: 1px solid black; height: 1.2em; margin-bottom: 5px;"></div> Certifying Examiner	<div style="border-bottom: 1px solid black; height: 1.2em; margin-bottom: 5px;"></div> Date	Overall Skill Sheet Score Pass <input type="checkbox"/> Fail <input type="checkbox"/>
<div style="border-bottom: 1px solid black; height: 1.2em; margin-bottom: 5px;"></div> Re-Test Certifying Examiner	<div style="border-bottom: 1px solid black; height: 1.2em; margin-bottom: 5px;"></div> Date	Overall Skill Sheet Re-Test Score Pass <input type="checkbox"/> Fail <input type="checkbox"/>

Reprinted with permission from NFPA 1072-2017, *Standard for Hazardous Materials/Weapons of Mass Destruction Emergency Response Personnel Professional Qualifications*, Copyright © 2016, National Fire Protection Association, Quincy, MA 02169. This reprinted material is not the complete and official position of the NFPA on the referenced subject, which is represented only by the standard in its entirety.

**TEXAS COMMISSION ON FIRE PROTECTION**  
**HAZARDOUS MATERIALS TECHNICIAN**  
Performance Standards

**Analyzing the Incident**

Detection, Monitoring and Sampling and Hazard and Response Information Collection  
and Interpretation

**Skill #1**

**PERFORMANCE STANDARD**

**Section 604**

**NFPA 1072, 2017 edition, 7.2.1, 7.2.1(B), 7.2.2, 7.2.2(B)**

**TECHNICIAN**

**OBJECTIVE**

**7.2.1**

Classify hazardous materials/WMD and verify the presence and concentrations of hazardous materials through detection, monitoring, and sampling at a hazardous materials/WMD incident, given a hazardous materials/WMD incident with released identified and unidentified hazardous materials; an assignment in an incident action plan (IAP); policies and procedures; approved resources; detection and monitoring equipment; and personal protective equipment (PPE), so that PPE is selected and used; hazardous materials/WMD are classified by their basic hazard categories; the presence of hazardous materials is verified; the concentrations of hazardous materials in the atmosphere are determined; signs of exposure in victims and responders are recognized and identified; samples of solids, liquids, and gases are collected; results of detection and monitoring equipment are read, interpreted, recorded, and communicated; exposures and personnel are protected; safety procedures are followed; hazards are avoided or minimized; personnel using the detection, monitoring, and sampling equipment, as well as the equipment, are decontaminated; detection, monitoring, and sampling equipment is maintained according to manufacturers' recommendations; and detection, monitoring, and sampling operations are reported and documented.

**7.2.1(B)**

Selecting and using PPE; determining radiation dose rates from radioactive material labels; using each of the following types of detection, monitoring, and sampling equipment [colorimetric (e.g., tubes, chips, papers, strips, reagents); electrochemical cells (e.g. toxic gas sensors), flammable gas/LEL, noncontact thermal detection device, oxygen concentration, photoionization detector (PID), and radiation detection and monitoring devices] to either classify hazardous materials by basic hazard categories, verify the presence of hazardous materials or determine the concentration of hazardous materials; collect samples gases, liquids, and solids; monitoring, reading, interpreting, reporting, and communicating readings from detection, monitoring, and sampling equipment according to the manufacturers' specifications and recommendations; and

Reprinted with permission from NFPA 1072-2017, *Standard for Hazardous Materials/Weapons of Mass Destruction Emergency Response Personnel Professional Qualifications*, Copyright © 2016, National Fire Protection Association, Quincy, MA 02169. This reprinted material is not the complete and official position of the NFPA on the referenced subject, which is represented only by the standard in its entirety.

**TEXAS COMMISSION ON FIRE PROTECTION**  
**HAZARDOUS MATERIALS TECHNICIAN**  
Performance Standards

completing required reports and supporting documentation for detection, monitoring, and sampling operations.

**7.2.2**

Collect and interpret hazard and response information at a hazardous materials/WMD incident, given a hazardous materials/WMD incident, an assignment in an IAP, policies and procedures, approved reference sources, and approved tools and equipment, so that hazard and response information is collected, interpreted, and communicated.

**7.2.2(B)**

Collecting and interpreting hazard and response information; identifying signs and symptoms of exposure to hazardous materials/WMD, including target organ effects of exposure to hazardous materials/WMD; and determining radiation exposure rates from labels attached to radioactive materials and containers.

**INSTRUCTIONS**

Given a solid, a liquid, and a gas, you will demonstrate the appropriate method for collecting a sample for evaluation. You will select the appropriate type of monitoring equipment to classify or identify the material by using the instruments, reagents and test strips as provided by the AHJ. (Example: if a sample is a liquid and has a pH of 2, it would be an acid. If it also had a LEL of 12%, it would also be a flammable liquid).

Given radiation monitoring, surveying and detection instruments/equipment, and a suspect package, you will demonstrate the procedure for surveying the package to determine if it has been breached. You will also provide an analysis of your surveying and monitoring actions.

Given a simulated hazardous materials incident, involving either a pipeline, a mode of transportation or a fixed facility incident, the technician trainee shall:

1. Describe the response objectives for each incident,
2. Describe the steps for determining response objectives when given an analysis of an incident,
3. Identify the possible response options by response objective for each problem (defensive, offensive and nonintervention), including safety considerations.
4. Identify possible response options to accomplish a given response objective

The technician, operating as a member of a team at a simulated hazardous materials incident, shall demonstrate how to collect and interpret hazard and response information at a hazardous materials/WMD incident.

Reprinted with permission from NFPA 1072-2017, *Standard for Hazardous Materials/Weapons of Mass Destruction Emergency Response Personnel Professional Qualifications*, Copyright © 2016, National Fire Protection Association, Quincy, MA 02169. This reprinted material is not the complete and official position of the NFPA on the referenced subject, which is represented only by the standard in its entirety.

**TEXAS COMMISSION ON FIRE PROTECTION**  
**HAZARDOUS MATERIALS TECHNICIAN**  
Performance Standards

You will be graded as a team. You will begin on my instruction to start. The skill will end when you state or indicate to me that you have completed all the identified steps. Do you understand these instructions?

**EXAMINER'S NOTE**

If this skill is selected as a designated testing skill by TCFP, one of the following four options will be assigned:

- Scenario A: Pipeline Release
- Scenario B: Transportation Container Incident (Highway Cargo, Railcar, Maritime, or Aviation)
- Scenario C: Fixed Facilities Incident
- Scenario D: Radiological Incident

**PREPARATION & EQUIPMENT**

Firefighter Ensemble including Self Contained Breathing Apparatus (SCBA)  
Chemical Protective Clothing (CPC) and appropriate respiratory protection equipment  
Grab sample kit  
Pre-determined sampling material  
Haz-Mat WMD Chemical detection and monitoring equipment, per AHJ

Reprinted with permission from NFPA 1072-2017, *Standard for Hazardous Materials/Weapons of Mass Destruction Emergency Response Personnel Professional Qualifications*, Copyright © 2016, National Fire Protection Association, Quincy, MA 02169. This reprinted material is not the complete and official position of the NFPA on the referenced subject, which is represented only by the standard in its entirety.

**TEXAS COMMISSION ON FIRE PROTECTION**  
**HAZARDOUS MATERIALS TECHNICIAN**  
Performance Standards

**Analyzing the Incident**

Detection, Monitoring and Sampling and Hazard and Response Information Collection  
and Interpretation

**Skill #1**

Candidate: \_\_\_\_\_ Date: \_\_\_\_\_

Academy: \_\_\_\_\_ Test Site: \_\_\_\_\_

HAZARDOUS MATERIALS TECHNICIAN		<u>TEST</u>		<u>RETEST</u>	
Skill #1		S	U	S	U
Classify hazardous materials/WMD and verify the presence and concentrations of hazardous materials through detection, monitoring, and sampling at a hazardous materials/WMD incident, given a hazardous materials/WMD incident with released identified and unidentified hazardous materials; an assignment in an incident action plan (IAP); policies and procedures; approved resources; detection and monitoring equipment; and personal protective equipment (PPE), so that PPE is selected and used; hazardous materials/WMD are classified by their basic hazard categories; the presence of hazardous materials is verified; the concentrations of hazardous materials in the atmosphere are determined; signs of exposure in victims and responders are recognized and identified; samples of solids, liquids, and gases are collected; results of detection and monitoring equipment are read, interpreted, recorded, and communicated; exposures and personnel are protected; safety procedures are followed; hazards are avoided or minimized; personnel using the detection, monitoring, and sampling equipment, as well as the equipment, are decontaminated; detection, monitoring, and sampling equipment is maintained according to manufacturers' recommendations; and detection, monitoring, and sampling operations are reported and documented. <div style="text-align: right;">(7.2.1)</div>					
Selecting and using PPE; determining radiation dose rates from radioactive material labels; using each of the following					

Reprinted with permission from NFPA 1072-2017, *Standard for Hazardous Materials/Weapons of Mass Destruction Emergency Response Personnel Professional Qualifications*, Copyright © 2016, National Fire Protection Association, Quincy, MA 02169. This reprinted material is not the complete and official position of the NFPA on the referenced subject, which is represented only by the standard in its entirety.

**TEXAS COMMISSION ON FIRE PROTECTION**  
**HAZARDOUS MATERIALS TECHNICIAN**  
Performance Standards

types of detection, monitoring, and sampling equipment [colorimetric (e.g., tubes, chips, papers, strips, reagents); electrochemical cells (e.g., toxic gas sensors), flammable gas/LEL, noncontact thermal detection device, oxygen concentration, photoionization detector (PID), and radiation detection and monitoring devices] to either classify hazardous materials by basic hazard categories, verify the presence of hazardous materials or determine the concentration of hazardous materials; collect samples of gases, liquids, and solids; monitoring, reading, interpreting, reporting, and communicating readings from detection, monitoring, and sampling equipment according to the manufacturers' specifications and recommendations; and completing required reports and supporting documentation for detection, monitoring, and sampling operations.  (7.2.1(B))				
Collect and interpret hazard and response information at a hazardous materials/WMD incident, given a hazardous materials/WMD incident, an assignment in an IAP, policies and procedures, approved reference sources, and approved tools and equipment, so that hazard and response information is collected, interpreted, and communicated.  (7.2.2)				
Collecting and interpreting hazard and response information; identifying signs and symptoms of exposure to hazardous materials/WMD, including target organ effects of exposure to hazardous materials/WMD; and determining radiation exposure rates from labels attached to radioactive materials and containers.  (7.2.2(B))				
<b>The candidate shall:</b>	<b>S</b>	<b>U</b>	<b>S</b>	<b>U</b>
Using each of the following types of detection, monitoring and sampling equipment: <ul style="list-style-type: none"> <li>• Colorimetric (e.g., tubes, chips, papers, strips, reagents)</li> <li>• Electrochemical cells (e.g., toxic gas sensors)</li> <li>• Flammable gas/LEL</li> <li>• Noncontact thermal detection device</li> <li>• Oxygen concentration</li> </ul>				

Reprinted with permission from NFPA 1072-2017, *Standard for Hazardous Materials/Weapons of Mass Destruction Emergency Response Personnel Professional Qualifications*, Copyright © 2016, National Fire Protection Association, Quincy, MA 02169. This reprinted material is not the complete and official position of the NFPA on the referenced subject, which is represented only by the standard in its entirety.

**TEXAS COMMISSION ON FIRE PROTECTION**  
**HAZARDOUS MATERIALS TECHNICIAN**  
Performance Standards

<ul style="list-style-type: none"> <li>• Photoionization detector (PID)</li> <li>* Radiation detection and monitoring devices</li> </ul>				
a) Classify hazardous materials by basic hazard categories or verify the presence of hazardous materials or determine the concentration of hazardous materials				
b) Collect samples of gases, liquids, and solids				
c) Monitor, read, interpret, report, and communicate readings from detection, monitoring, and sampling equipment according to the manufacturers' specifications and recommendations				
d) Determine radiation exposure rates from labels attached to radioactive materials and containers				
e) Identify signs and symptoms of exposure to hazardous materials/WMD, including target organ effects of exposure to hazardous materials/WMD				
f) Collect and interpret hazard and response information				
g) Select and use approved PPE				
h) Complete required reports and supporting documentation for detection, monitoring, and sampling operations				

**S = Satisfactorily completed/performed**

**U = Unsatisfactorily performed/failed to meet objective or grading step**

**Evaluator/Candidate Comments:**

---



---



---



---

**All steps of the skill objective are mandatory and must be scored as "Satisfactory" to pass the skill.**

\_\_\_\_\_  
Certifying Examiner

\_\_\_\_\_  
Date

Overall Skill Sheet Score

Pass ☐ Fail ☐

Overall Skill Sheet Re-Test Score

Reprinted with permission from NFPA 1072-2017, *Standard for Hazardous Materials/Weapons of Mass Destruction Emergency Response Personnel Professional Qualifications*, Copyright © 2016, National Fire Protection Association, Quincy, MA 02169. This reprinted material is not the complete and official position of the NFPA on the referenced subject, which is represented only by the standard in its entirety.

**TEXAS COMMISSION ON FIRE PROTECTION  
HAZARDOUS MATERIALS TECHNICIAN**

**Performance Standards**

Re-Test Certifying Examiner

Date	Pass <input type="checkbox"/> Fail <input type="checkbox"/>
------	---

Reprinted with permission from NFPA 1072-2017, *Standard for Hazardous Materials/Weapons of Mass Destruction Emergency Response Personnel Professional Qualifications*, Copyright © 2016, National Fire Protection Association, Quincy, MA 02169. This reprinted material is not the complete and official position of the NFPA on the referenced subject, which is represented only by the standard in its entirety.

# Chemical Data Worksheet

Chemical Name:				Date
Synonym/Trade Names:				DOT UN #
Physical Description:				CAS #
Molecular Formula:		Molecular Weight:		Structure:
<b>Physical, Chemical and Toxicological Properties</b>				
	Source #1	Source #2	Source #3	Source #4
Reference Source				
Page #				
<b>Physical Properties</b>				
Physical State/Form				
Molecular Weight				
Boiling Point				
Melting Point				
Freezing Point				
Specific Gravity				
Solubility				
Flash Point				
Ignition Temp.				
Flammable Limits (UEL/LEL)				
Ionization Potential				
Vapor Density				
Vapor Pressure				
Other				
<b>Chemical Properties</b>				
Reactivities/Incompatibilities				
Corrosively (pH)				
Fire/Spill/Release Rec.				
Other				
<b>Toxicological Properties</b>				
TLV-TWA, -C, -STEL				
PEL or REL				
IDLH				
LD50, LC50				
Radioactivity				
Carcinogen/Mutagen/Teratogen				
Routes of Entry				
Target Organs/ Signs & Symptoms				
First Aid				
Toxic Products of Combustion				
PPE/CPC Recommendations				
Respiratory Protection				

# TEXAS COMMISSION ON FIRE PROTECTION

## HAZARDOUS MATERIALS TECHNICIAN

### Performance Standards

## Analyzing the Incident

Assessing Container Condition, Predicting Behavior, and Estimating Outcomes

### Skill #2

#### PERFORMANCE STANDARD

Section 604

NFPA 1072, 2017 edition, 7.2.3, 7.2.3(B), 7.2.4, 7.2.4(B), 7.2.5, 7.2.5(B) TECHNICIAN

#### OBJECTIVE

##### 7.2.3

Assess the condition of a container and its closures at a hazardous materials/WMD incident, given an incident involving hazardous materials/WMD; an assignment in an IAP; policies and procedures; the scope of the incident; identity of material(s) involved and their hazards, including results of detection, monitoring, and sampling; a container with required markings; and approved resources and PPE, so that PPE is selected and used; the container and its closures are inspected; the type of damage to the container and closures is identified; the type of stress on the container is identified; the level of risk associated with container and closure damage and stress is identified; safety procedures are followed; hazards are avoided or minimized; personnel, tools, and equipment are decontaminated; and a description of the condition of the container and its closures is communicated.

##### 7.2.3(B)

Assessing the condition of the container and its closures, identifying the type of damage and level of risk associated with the damage, identifying stress(es) on the container and its closures and the level of risk associated with that condition.

##### 7.2.4

Predict the behavior of the hazardous materials/WMD involved in a hazardous materials/WMD incident, given an incident involving multiple hazardous materials/WMD; an assignment in an IAP; policies and procedures; physical and chemical properties of the materials involved; results of detection, monitoring, and sampling; and the location of the materials (materials and stress); identifying potential issues and associated referencing various hazardous materials, and each marking on the hazardous materials container and its contents is identified, the reactivity issues and hazards of the combined materials are identified, and a description of the likely behavior of the hazards is communicated.

Estimate the potential outcomes at a hazardous materials/WMD incident, given a hazardous materials/WMD incident, an assignment in an IAP, policies and procedures, the likely behavior of the container and its contents, and approved resources and equipment, so that the concentrations of materials within the endangered area are measured or predicted; physical, health, and safety hazards within the endangered area

Reprinted with permission from NFPA 1072-2017, *Standard for Hazardous Materials/Weapons of Mass Destruction Emergency Response Personnel Professional Qualifications*, Copyright © 2016, National Fire Protection Association, Quincy, MA 02169. This reprinted material is not the complete and official position of the NFPA on the referenced subject, which is represented only by the standard in its entirety.

**TEXAS COMMISSION ON FIRE PROTECTION**  
**HAZARDOUS MATERIALS TECHNICIAN**  
Performance Standards

are identified; areas of potential harm in the endangered area are identified; potential outcomes within the endangered area are identified; and potential outcomes are communicated.

**7.2.5(B)**

Using approved resources and equipment; determining concentrations of materials within the endangered area; identifying the physical, health and safety hazards within the endangered area; identifying the areas of potential harm in the endangered area; estimating the potential outcomes in the endangered area; and communicating the potential outcomes.

**INSTRUCTIONS**

Given a simulated Hazardous Materials/WMD incident and approved reference sources (hard copy and electronic databases – i.e., ERG, SDS, NIOSH Pocket Guide, WISER, CAMEO, etc.), product safety data sheets and shipping papers, you shall analyze, identify and describe, as may be required, the actions that are appropriate for the safe implementation of appropriate response measures.

You shall respond verbally or in the written form as may be appropriate. You shall communicate your findings and actions to the field examiner. You will begin on my instruction to start. The skill will end when you state to me that you have completed all the identified steps. Do you understand these instructions?

**EXAMINER'S NOTE**

The candidate will not be allowed to review the performance steps at the time of testing.

Provide the candidate with an incident scenario. This may be in the form of an actual staged scenario on the training field, a PowerPoint or multimedia presentation/video, or a photograph(s) with narratives.

Allow the candidate to analyze the scenario, they may use any applicable reference support material provided. The use of WISER or CAMEO on their personal electronic device (cell phone or tablet) or provided electronic equipment is also acceptable.

The candidate may provide a written or verbal response, per the direction of the program coordinator.

**PREPARATION & EQUIPMENT**

- A written or audio/visual representation of a Hazardous Materials/WMD incident scenario(s) - i.e., PowerPoint Presentation or an instructor prepared worksheet.
- An Incident Action Plan (IAP)

Reprinted with permission from NFPA 1072-2017, *Standard for Hazardous Materials/Weapons of Mass Destruction Emergency Response Personnel Professional Qualifications*, Copyright © 2016, National Fire Protection Association, Quincy, MA 02169. This reprinted material is not the complete and official position of the NFPA on the referenced subject, which is represented only by the standard in its entirety.

**TEXAS COMMISSION ON FIRE PROTECTION**  
**HAZARDOUS MATERIALS TECHNICIAN**  
Performance Standards

- AHJ Policies and Procedures
- Monitoring and Detection Equipment – Examples:
  - Radiation detection and survey equipment/devices
  - Chemical detection and survey equipment/devices/kits/strips
  - Thermal Imaging Camera(s) (TIC)
- Approved Reference Sources – Examples:
- Emergency Response Guidebook (ERG), most current edition
  - NIOSH Pocket Guide to Chemical Hazards, most current edition
  - Wireless Information System for Emergency Responders (WISER), Computer Aided Management of Emergency Operations (CAMEO), etc.
  - Safety data sheet(s) (SDS)
  - Shipping papers

Reprinted with permission from NFPA 1072-2017, *Standard for Hazardous Materials/Weapons of Mass Destruction Emergency Response Personnel Professional Qualifications*, Copyright © 2016, National Fire Protection Association, Quincy, MA 02169. This reprinted material is not the complete and official position of the NFPA on the referenced subject, which is represented only by the standard in its entirety.

**TEXAS COMMISSION ON FIRE PROTECTION**  
**HAZARDOUS MATERIALS TECHNICIAN**  
Performance Standards

**Analyzing the Incident**

Assessing Container Condition, Predicting Behavior, and Estimating Outcomes

**Skill #2**

Candidate: \_\_\_\_\_ Date: \_\_\_\_\_

Academy: \_\_\_\_\_ Test Site: \_\_\_\_\_

<b>HAZARDOUS MATERIALS TECHNICIAN</b> <b>Skill #2</b>	<b><u>TEST</u></b>		<b><u>RETEST</u></b>	
	<b>S</b>	<b>U</b>	<b>S</b>	<b>U</b>
Collect and interpret hazard and response information at a hazardous materials/WMD incident, given a hazardous materials/WMD incident, an assignment in an IAP, policies and procedures, approved reference sources, and approved tools and equipment, so that hazard and response information is collected, interpreted, and communicated. (7.2.3)				
Assessing the condition of the container and its closures, identifying the type of damage and level of risk associated with the damage, identifying stress(es) on the container and its closures and the level of risk associated with that condition. (7.2.3(B))				
Predict the behavior of the hazardous materials/WMD involved in a hazardous materials/WMD incident, given an incident involving multiple hazardous materials/WMD; an assignment in an IAP; policies and procedures; physical and chemical properties of the materials involved; results of detection, monitoring, and sampling; condition of the container (damage and stress); surrounding conditions; and approved reference sources, so that the behavior of each hazardous materials/WMD container and its contents is identified, the reactivity issues and hazards of the combined materials are identified, and a description of the likely behavior of the hazards is communicated. (7.2.4)				

Reprinted with permission from NFPA 1072-2017, *Standard for Hazardous Materials/Weapons of Mass Destruction Emergency Response Personnel Professional Qualifications*, Copyright © 2016, National Fire Protection Association, Quincy, MA 02169. This reprinted material is not the complete and official position of the NFPA on the referenced subject, which is represented only by the standard in its entirety.

**TEXAS COMMISSION ON FIRE PROTECTION**  
**HAZARDOUS MATERIALS TECHNICIAN**  
Performance Standards

Using the process to predict likely behavior of materials and their containers when multiple materials are involved, identifying reactivity issues associated with mixing various hazardous materials, and communicating the predicted behavior.  (7.2.4(B))				
Estimate the potential outcomes at a hazardous materials/WMD incident, given a hazardous materials/WMD incident, an assignment in an IAP, policies and procedures, the likely behavior of the container and its contents, and approved resources and equipment, so that the concentrations of materials within the endangered area are measured or predicted; physical, health, and safety hazards within the endangered area are identified; areas of potential harm in the endangered area are identified; potential outcomes within the endangered area are identified; and potential outcomes are communicated.  (7.2.5)				
Using approved resources and equipment; determining concentrations of materials within the endangered area; identifying the physical, health and safety hazards within the endangered area; identifying the areas of potential harm in the endangered area; estimating the potential outcomes in the endangered area; and communicating the potential outcomes.  (7.2.5(B))				
<b>The candidate shall:</b>	<b>S</b>	<b>U</b>	<b>S</b>	<b>U</b>
a) Assess the condition of the container and its closures				
b) Identify the type of damage and level of risk associated with the damage				
c) Identify stress(es) on the container and its closures and the level of risk associated with that condition				
d) Use the process to predict likely behavior of materials and their containers when multiple materials are involved				
e) Identify reactivity issues associated with mixing various hazardous materials				
f) Communicate the predicted behavior				
g) Use approved resources and equipment				

Reprinted with permission from NFPA 1072-2017, *Standard for Hazardous Materials/Weapons of Mass Destruction Emergency Response Personnel Professional Qualifications*, Copyright © 2016, National Fire Protection Association, Quincy, MA 02169. This reprinted material is not the complete and official position of the NFPA on the referenced subject, which is represented only by the standard in its entirety.

**TEXAS COMMISSION ON FIRE PROTECTION**  
**HAZARDOUS MATERIALS TECHNICIAN**  
Performance Standards

h) Determine concentrations of materials within the endangered area				
i) Identify the physical, health and safety hazards within the endangered area				
j) Identify the areas of potential harm in the endangered area				
k) Estimate the potential outcomes in the endangered area				
l) Communicate the potential outcomes				

**S = Satisfactorily completed/performed**

**U = Unsatisfactorily performed/failed to meet objective or grading step**

**Evaluator/Candidate Comments:**

---



---



---



---

**All steps of the skill objective are mandatory and must be scored as “Satisfactory” to pass the skill.**

<div style="border-bottom: 1px solid black; margin-bottom: 5px;"></div> Certifying Examiner	<div style="border-bottom: 1px solid black; margin-bottom: 5px;"></div> Date	Overall Skill Sheet Score Pass <input type="checkbox"/> Fail <input type="checkbox"/>
<div style="border-bottom: 1px solid black; margin-bottom: 5px;"></div> Re-Test Certifying Examiner	<div style="border-bottom: 1px solid black; margin-bottom: 5px;"></div> Date	Overall Skill Sheet Re-Test Score Pass <input type="checkbox"/> Fail <input type="checkbox"/>

Reprinted with permission from NFPA 1072-2017, *Standard for Hazardous Materials/Weapons of Mass Destruction Emergency Response Personnel Professional Qualifications*, Copyright © 2016, National Fire Protection Association, Quincy, MA 02169. This reprinted material is not the complete and official position of the NFPA on the referenced subject, which is represented only by the standard in its entirety.

# Technician

## Container Identification Worksheet

RAILCAR TANK				
	Container Name	Container Capacity	Common Materials	Common Hazard Classes
1				
2				
3				
4				
5				
INTERMODAL TANK				
	Container Name/Spec.	Container Capacity	Common Materials	Common Hazard Classes
1				
2				
3				
4				
5				
HIGHWAY CARGO TANK				
	Container Name/Spec.	Container Capacity	Common Materials	Common Hazard Classes
1				
2				
3				
4				
5				
6				
7				
NON-BULK CONTAINER PACKAGING				
	Container Name	Container Capacity	Common Materials	Common Hazard Classes
1				
2				
3				
4				
5				
Intermediate Bulk Containers & Ton Containers				
	Container Name	Typical Contents		
1				
2				
3				
FIXED FACILITY STORAGE TANK				
	Container Name	Typical Contents		
1				
2				
3				
RADIOACTIVE MATERIAL PACKAGING				
	Container Name	Typical Contents		
1				
2				
3				
4				
5				

**TEXAS COMMISSION ON FIRE PROTECTION**  
**HAZARDOUS MATERIALS TECHNICIAN**  
Performance Standards

**Response Planning**

Response Objectives and Outcomes, Decontamination Method Selection, Action Plan Development, and Evaluating and Reporting Progress

**Skill #3**

**PERFORMANCE STANDARD**

**Section 604**

**NFPA 1072, 2017 edition, 7.3.1, 7.3.1(B), 7.3.3, 7.3.3(B),  
7.3.4, 7.3.4(B), 7.5.1, 7.5.1(B)**

**TECHNICIAN**

**OBJECTIVE**

**7.3.1**

Develop and recommend to the incident commander or hazardous materials officer response objectives and action options at a hazardous materials/WMD incident, given a hazardous materials/WMD incident; an assignment in an IAP; results of the incident analysis, including incident-related information, life safety risks, environmental risks, and property risks; available resources; and policies and procedures, so that response objectives are identified for the incident and action options are identified for each response objective.

**7.3.1(B)**

Developing response objectives for a hazardous materials incident and identifying action options for each response objective.

**7.3.3**

Select the decontamination method for a given response option at a hazardous materials/WMD incident, given a hazardous materials/WMD incident, results of the incident analysis, response objectives and options for the incident, available resources, and policies and procedures, so that a decontamination method to minimize the hazards for each response option is identified and the equipment required to implement the decontamination method is identified.

**7.3.3(B)**

Selecting decontamination procedures (operations and methods) and identifying the equipment required to implement decontamination procedure (operations and methods).

**7.3.4**

Develop a plan of action for a hazardous materials/WMD incident, given a hazardous materials/WMD incident, an assignment in an IAP, results of the incident analysis, response objectives and options for the given incident, available resources, and policies and procedures, so that the tasks and resources required to meet the response objectives are identified, specified response objectives and response options are

Reprinted with permission from NFPA 1072-2017, *Standard for Hazardous Materials/Weapons of Mass Destruction Emergency Response Personnel Professional Qualifications*, Copyright © 2016, National Fire Protection Association, Quincy, MA 02169. This reprinted material is not the complete and official position of the NFPA on the referenced subject, which is represented only by the standard in its entirety.

**TEXAS COMMISSION ON FIRE PROTECTION**  
**HAZARDOUS MATERIALS TECHNICIAN**  
Performance Standards

addressed, plan is consistent with the emergency response plan and policies and procedures, and plan is within the capability of available personnel, PPE, and control equipment.

**7.3.4(B)**

Preparing an action plan, identifying site safety and control components, identifying points for a safety briefing, identifying pre-entry tasks, identifying atmospheric and physical safety hazards when incident involves a confined space, and preserving and collecting legal evidence.

**7.5.1**

Evaluate and report the progress of assigned tasks at a hazardous materials/WMD incident, given a hazardous materials/WMD incident, an assignment in an IAP, current incident conditions, response options and actions taken, and approved communication equipment, so that the actual behavior of material and container is compared to that predicted, the effectiveness of response options and actions in accomplishing response objectives is determined, modifications to the response options and actions are made, and the results are communicated.

**7.5.1(B)**

Comparing predicted behavior of the material and its container to the actual behavior, determining effectiveness of response options and actions, communicating the status of response options and actions, and modifying the response options and actions based on the incident status review.

**INSTRUCTIONS**

The technician, operating as a member of a team at a simulated hazardous materials incident, shall identify and develop response objectives, action options, and decontamination methods for the approval of the Incident Commander. Upon the approval of the Incident Commander, develop a plan of action to meet the response objectives identified in the Incident Action Plan (IAP) ensuring that all site safety components of the plan are met. The Technician will then continue to evaluate and report the progress of assigned tasks to Command and evaluate, compare, and predict the effectiveness of response options/actions and modify as need to meet the response objectives.

You will be graded as a team. You will begin on my instruction to start. The skill will end when you state or indicate to me that you have completed all the identified steps. Do you understand these instructions?

**EXAMINER'S NOTES**

Reprinted with permission from NFPA 1072-2017, *Standard for Hazardous Materials/Weapons of Mass Destruction Emergency Response Personnel Professional Qualifications*, Copyright © 2016, National Fire Protection Association, Quincy, MA 02169. This reprinted material is not the complete and official position of the NFPA on the referenced subject, which is represented only by the standard in its entirety.

# TEXAS COMMISSION ON FIRE PROTECTION

## HAZARDOUS MATERIALS TECHNICIAN

### Performance Standards

If this skill is selected as a designated testing skill by TCFP, one of the following three options will be assigned:

- Scenario A: A transportation emergency involving a chemical or flammable material release.
- Scenario B: A fixed facility emergency involving a chemical or flammable material release.
- Scenario C: A radiological emergency.

The hazardous materials technician trainee will not be allowed to review the performance steps at the time of testing.

Provide the candidates with an incident scenario. This may be in the form of an actual staged scenario on the training field, a PowerPoint or multimedia presentation/video, or a photograph(s) with narratives.

Allow the candidates to analyze the scenario, they may use any applicable reference support material provided. The use of WISER or CAMEO on their personal electronic device (cell phone or tablet) or provided electronic equipment is also acceptable.

The candidates may provide a written or verbal response, per the direction of the field examiner.

### PREPARATION & EQUIPMENT

- A written or audio/visual representation of a Hazardous Materials/WMD incident scenario(s) - i.e. PowerPoint Presentation or an instructor prepared worksheet.
- An Incident Action Plan (IAP)
- AHJ Policies and Procedures
- Approved Reference Sources – Examples:
  - Emergency Response Guidebook (ERG), most current edition
  - NIOSH Pocket Guide to Chemical Hazards, most current edition
  - Wireless Information System for Emergency Responders (WISER), Computer Aided Management of Emergency Operations (CAMEO), etc.
  - Safety data sheet(s) (SDS)
  - Shipping papers
- ICS forms or ICS worksheets\*\*
- Applicable AHJ reports and documentation

\*\*Note: Standard ICS forms may include:

- ICS 201 Incident Briefing Form
- ICS 202 Incident Objectives Worksheet
- ICS 203 Organization Assignment List

Reprinted with permission from NFPA 1072-2017, *Standard for Hazardous Materials/Weapons of Mass Destruction Emergency Response Personnel Professional Qualifications*, Copyright © 2016, National Fire Protection Association, Quincy, MA 02169. This reprinted material is not the complete and official position of the NFPA on the referenced subject, which is represented only by the standard in its entirety.

**TEXAS COMMISSION ON FIRE PROTECTION**  
**HAZARDOUS MATERIALS TECHNICIAN**  
Performance Standards

- ICS 204 Division Assignment List
- ICS 205 Communications Plan
- ICS 206 Medical Plan
- ICS 208 HM Site Safety and Control Plan

Reprinted with permission from NFPA 1072-2017, *Standard for Hazardous Materials/Weapons of Mass Destruction Emergency Response Personnel Professional Qualifications*, Copyright © 2016, National Fire Protection Association, Quincy, MA 02169. This reprinted material is not the complete and official position of the NFPA on the referenced subject, which is represented only by the standard in its entirety.

**TEXAS COMMISSION ON FIRE PROTECTION**  
**HAZARDOUS MATERIALS TECHNICIAN**  
Performance Standards

**Response Planning**

Response Objectives and Outcomes, Decontamination Method Selection, Action Plan Development, and Evaluating and Reporting Progress

**Skill #3**

Candidate: \_\_\_\_\_ Date: \_\_\_\_\_

Academy: \_\_\_\_\_ Test Site: \_\_\_\_\_

<b>HAZARDOUS MATERIALS TECHNICIAN</b>		<b><u>TEST</u></b>		<b><u>RETEST</u></b>	
<b>Skill #3</b>		<b>S</b>	<b>U</b>	<b>S</b>	<b>U</b>
Develop and recommend to the incident commander or hazardous materials officer response objectives and action options at a hazardous materials/WMD incident, given a hazardous materials/WMD incident; an assignment in an IAP; results of the incident analysis, including incident-related information, life safety risks, environmental risks, and property risks; available resources; and policies and procedures, so that response objectives are identified for the incident and action options are identified for each response objective. (7.3.1)					
Developing response objectives for a hazardous materials incident and identifying action options for each response objective. (7.3.1(B))					
Select the decontamination method for a given response option at a hazardous materials/WMD incident, given a hazardous materials/WMD incident, results of the incident analysis, response objectives and options for the incident, available resources, and policies and procedures, so that a decontamination method to minimize the hazards for each response option is identified and the equipment required to implement the decontamination method is identified. (7.3.3)					
Selecting decontamination procedures (operations and methods) and identifying the equipment required to implement decontamination procedure (operations and methods). (7.3.3(B))					

Reprinted with permission from NFPA 1072-2017, *Standard for Hazardous Materials/Weapons of Mass Destruction Emergency Response Personnel Professional Qualifications*, Copyright © 2016, National Fire Protection Association, Quincy, MA 02169. This reprinted material is not the complete and official position of the NFPA on the referenced subject, which is represented only by the standard in its entirety.

**TEXAS COMMISSION ON FIRE PROTECTION**  
**HAZARDOUS MATERIALS TECHNICIAN**  
Performance Standards

<p>Develop a plan of action for a hazardous materials/WMD incident, given a hazardous materials/WMD incident, an assignment in an IAP, results of the incident analysis, response objectives and options for the given incident, available resources, and policies and procedures, so that the tasks and resources required to meet the response objectives are identified, specified response objectives and response options are addressed, plan is consistent with the emergency response plan and policies and procedures, and plan is within the capability of available personnel, PPE, and control equipment. (7.3.4)</p> <p>Preparing an action plan, identifying site safety and control components, identifying points for a safety briefing, identifying pre-entry tasks, identifying atmospheric and physical safety hazards when incident involves a confined space, and preserving and collecting legal evidence. (7.3.4(B))</p> <p>Evaluate and report the progress of assigned tasks at a hazardous materials/WMD incident, given a hazardous materials/WMD incident, an assignment in an IAP, current incident conditions, response options and actions taken, and approved communication equipment, so that the actual behavior of material and container is compared to that predicted, the effectiveness of response options and actions in accomplishing response objectives is determined, modifications to the response options and actions are made, and the results are communicated. (7.5.1)</p> <p>Comparing predicted behavior of the material and its container to the actual behavior, determining effectiveness of response options and actions, communicating the status of response options and actions, and modifying the response options and actions based on the incident status review. (7.5.1(B))</p>				
<b>The candidate shall:</b>	<b>S</b>	<b>U</b>	<b>S</b>	<b>U</b>
a) Develop response objectives for a hazardous materials incident				
b) Identify action options for each response objective				
c) Select decontamination procedures (operations and				

Reprinted with permission from NFPA 1072-2017, *Standard for Hazardous Materials/Weapons of Mass Destruction Emergency Response Personnel Professional Qualifications*, Copyright © 2016, National Fire Protection Association, Quincy, MA 02169. This reprinted material is not the complete and official position of the NFPA on the referenced subject, which is represented only by the standard in its entirety.

**TEXAS COMMISSION ON FIRE PROTECTION**  
**HAZARDOUS MATERIALS TECHNICIAN**  
Performance Standards

methods)				
d) Identify the equipment required to implement decontamination procedure (operations and methods)				
e) Prepare an action plan				
f) Identify site safety and control components				
g) Identify points for a safety briefing				
h) Identify pre-entry tasks				
i) Identify atmospheric and physical safety hazards when incident involves a confined space				
j) Preserve and collect legal evidence				
k) Compare predicted behavior of the material and its container to the actual behavior				
l) Determine effectiveness of response options and actions				
m) Communicate the status of response options and actions				
n) Modify the response options and actions based on the incident status review				

**S = Satisfactorily completed/performed**

**U = Unsatisfactorily performed/failed to meet objective or grading step**

**Evaluator/Candidate Comments:**

---



---



---



---

**All steps of the skill objective are mandatory and must be scored as “Satisfactory” to pass the skill.**

<div style="border-bottom: 1px solid black; height: 20px; margin-bottom: 5px;"></div> Certifying Examiner	<div style="border-bottom: 1px solid black; height: 20px; margin-bottom: 5px;"></div> Date	Overall Skill Sheet Score Pass <input type="checkbox"/> Fail <input type="checkbox"/>
<div style="border-bottom: 1px solid black; height: 20px; margin-bottom: 5px;"></div> Re-Test Certifying Examiner	<div style="border-bottom: 1px solid black; height: 20px; margin-bottom: 5px;"></div> Date	Overall Skill Sheet Re-Test Score Pass <input type="checkbox"/> Fail <input type="checkbox"/>

Reprinted with permission from NFPA 1072-2017, *Standard for Hazardous Materials/Weapons of Mass Destruction Emergency Response Personnel Professional Qualifications*, Copyright © 2016, National Fire Protection Association, Quincy, MA 02169. This reprinted material is not the complete and official position of the NFPA on the referenced subject, which is represented only by the standard in its entirety.

**TEXAS COMMISSION ON FIRE PROTECTION**  
**HAZARDOUS MATERIALS TECHNICIAN**  
Performance Standards

**HazMat Technician #3**

Response Objective Analysis Form  
(Examinee Worksheet)

This worksheet is provided to the **EXAMINEE** to assist in identifying the stage of the incident and appropriate response objectives. Record the possible action options to accomplish each identified response objective.

TYPE OF INCIDENT: FACILITY TRANSPORTATION

CONTAINMENT SYSTEM ID: \_\_\_\_\_ MATERIAL: \_\_\_\_\_

INCIDENT STAGE (EVENT SEQUENCE)

STRESS	BREACH	RELEASE	ENGULF	CONTACT	HARM
--------	--------	---------	--------	---------	------

RESPONSE OBJECTIVES

CHANGE APPLIED STRESSES	CHANGE BREACH SIZE	CHANGE QUANTITY RELEASE	CHANGE DANGER ZONE SIZE	CHANGE EXPOSURES CONTACTED	CHANGE SEVERITY OF HARM
-------------------------------	--------------------------	-------------------------------	-------------------------------	----------------------------------	-------------------------------

RESPONSE OPTIONS AND SAFETY CONSIDERATIONS

--	--	--	--	--	--

Reprinted with permission from 1072-2017 *Standard for Hazardous Materials/Weapons of Mass Destruction Emergency Response Personnel Professional Qualifications*, Copyright © 2016, National Fire Protection Association, Quincy, MA 02169. This reprinted material is not the complete and official position of the NFPA on the referenced subject, which is represented only by the standard in its entirety.

**TEXAS COMMISSION ON FIRE PROTECTION  
HAZARDOUS MATERIALS TECHNICIAN**

Performance Standards

**Response Planning**

Personal Protective Equipment (PPE) Selection and Use

**Skill #4**

**PERFORMANCE STANDARD**

**Section 604**

**NFPA 1072, 2017 edition, 7.3.2, 7.3.2(B), 7.4.2, 7.4.2(B)**

**TECHNICIAN**

**OBJECTIVE**

**7.3.2**

Select the PPE ensemble required for a given response option at a hazardous materials/WMD incident, given a hazardous materials/WMD incident, results of the incident analysis, response objectives and options for the incident, approved references, and policies and procedures, so that required PPE is identified for each response option.

**7.3.2(B)**

Selecting PPE ensembles for a specified response option based on all hazards identified and determining the effectiveness of protective clothing based in its uses and limitations.

**7.4.2**

Don, work in, and doff PPE at a hazardous materials/WMD incident, given a hazardous materials/WMD incident, an assignment in an IAP, policies and procedures, results of the incident analysis, response objectives and options for the incident, and PPE ensembles as identified in the IAP, so that PPE is selected, inspected, donned, worked in, decontaminated, and doffed; safety procedures are followed; hazards are avoided or minimized; equipment is maintained and stored properly; and the use of PPE is reported and documented.

**7.4.2(B)**

Inspecting, donning, working in, going through technical decontamination while wearing PPE; and completing required reports and supporting documents for the use of PPE.

**INSTRUCTIONS**

You will be provided a scenario involving a hazardous material. You will then select the appropriate Chemical

Protective Clothing (CPC) using chemical compatibility charts and/or CPC Selection Guides, hazardous materials reference texts, and a CPC worksheet. Using the materials provided, determine the CPC compatibility with the hazardous materials, and identify the breakthrough time (in minutes). You will then Inspect, don, work in, and go through technical decontamination while wearing PPE; and complete any AHJ required

Reprinted with permission from NFPA 1072-2017, *Standard for Hazardous Materials/Weapons of Mass Destruction Emergency Response Personnel Professional Qualifications*, Copyright © 2016, National Fire Protection Association, Quincy, MA 02169. This reprinted material is not the complete and official position of the NFPA on the referenced subject, which is represented only by the standard in its entirety.

**TEXAS COMMISSION ON FIRE PROTECTION**  
**HAZARDOUS MATERIALS TECHNICIAN**  
Performance Standards

reports and supporting documents for the use of PPE. You will begin on my instructions to start. The skill will end when you state or indicate to me that you have completed all the identified steps. Do you understand these instructions?

**EXAMINER NOTES**

The hazardous materials technician trainee will not be allowed to review the performance steps at the time of testing.

**PREPARATION & EQUIPMENT**

- A list of Hazardous Materials/WMD Agents
- A list of CPC Material
- CPC Chemical compatibility charts
- CPC Selection Guide(s)
- Hazardous Materials reference texts
- CPC Worksheets

Reprinted with permission from NFPA 1072-2017, *Standard for Hazardous Materials/Weapons of Mass Destruction Emergency Response Personnel Professional Qualifications*, Copyright © 2016, National Fire Protection Association, Quincy, MA 02169. This reprinted material is not the complete and official position of the NFPA on the referenced subject, which is represented only by the standard in its entirety.

**TEXAS COMMISSION ON FIRE PROTECTION  
HAZARDOUS MATERIALS TECHNICIAN**

Performance Standards

**Response Planning**

Personal Protective Equipment (PPE) Selection and Use

**Skill #4**

Candidate: \_\_\_\_\_ Date: \_\_\_\_\_

Academy: \_\_\_\_\_ Test Site: \_\_\_\_\_

HAZARDOUS MATERIALS TECHNICIAN		<u>TEST</u>		<u>RETEST</u>	
Skill #4		S	U	S	U
Select the PPE ensemble required for a given response option at a hazardous materials/WMD incident, given a hazardous materials/WMD incident, results of the incident analysis, response objectives and options for the incident, approved references, and policies and procedures, so that required PPE is identified for each response option.  (7.3.2)					
Selecting PPE ensembles for a specified response option based on all hazards identified and determining the effectiveness of protective clothing based in its uses and limitations.  (7.3.2(B))					
Don, work in, and doff PPE at a hazardous materials/WMD incident, given a hazardous materials/WMD incident, an assignment in an IAP, policies and procedures, results of the incident analysis, response objectives and options for the incident, and PPE ensembles as identified in the IAP, so that PPE is selected, inspected, donned, worked in, decontaminated, and doffed; safety procedures are followed; hazards are avoided or minimized; equipment is maintained and stored properly; and the use of PPE is reported and documented.  (7.4.2)					
Inspecting, donning, working in, going through technical decontamination while wearing PPE; and completing required reports and supporting documents for the use of PPE.					

Reprinted with permission from NFPA 1072-2017, *Standard for Hazardous Materials/Weapons of Mass Destruction Emergency Response Personnel Professional Qualifications*, Copyright © 2016, National Fire Protection Association, Quincy, MA 02169. This reprinted material is not the complete and official position of the NFPA on the referenced subject, which is represented only by the standard in its entirety.

**TEXAS COMMISSION ON FIRE PROTECTION**  
**HAZARDOUS MATERIALS TECHNICIAN**  
Performance Standards

(7.4.2(B))				
<b>The candidate shall:</b>	<b>S</b>	<b>U</b>	<b>S</b>	<b>U</b>
a) Select approved PPE ensembles for a specified response option based on all hazards identified				
b) Determine the effectiveness of protective clothing based in its uses and limitations				
c) Inspect, don, work in and go through technical decontamination while wearing approved PPE				
d) Complete required reports and supporting documents for the use of PPE				

**S = Satisfactorily completed/performed**

**U = Unsatisfactorily performed/failed to meet objective or grading step**

**Evaluator/Candidate Comments:**

---



---



---



---

**All steps of the skill objective are mandatory and must be scored as “Satisfactory” to pass the skill.**

<div style="border-bottom: 1px solid black; margin-bottom: 5px;"></div> Certifying Examiner	<div style="border-bottom: 1px solid black; margin-bottom: 5px;"></div> Date	Overall Skill Sheet Score Pass <input type="checkbox"/> Fail <input type="checkbox"/>
<div style="border-bottom: 1px solid black; margin-bottom: 5px;"></div> Re-Test Certifying Examiner	<div style="border-bottom: 1px solid black; margin-bottom: 5px;"></div> Date	Overall Skill Sheet Re-Test Score Pass <input type="checkbox"/> Fail <input type="checkbox"/>

Reprinted with permission from NFPA 1072-2017, *Standard for Hazardous Materials/Weapons of Mass Destruction Emergency Response Personnel Professional Qualifications*, Copyright © 2016, National Fire Protection Association, Quincy, MA 02169. This reprinted material is not the complete and official position of the NFPA on the referenced subject, which is represented only by the standard in its entirety.

# Chemical Protective Clothing Selection Worksheet

Name: \_\_\_\_\_

Date: \_\_\_\_\_

Hazardous Material/WMD	CPC Materials/Garment	CPC Breakthrough Time in Min.	CPC Selected for Use (Yes or No)
#1: _____	1.	Min.	
	2.	Min.	
	3.	Min.	
#2: _____	1.	Min.	
	2.	Min.	
	3.	Min.	
#3: _____	1.	Min.	
	2.	Min.	
	3.	Min.	

**TEXAS COMMISSION ON FIRE PROTECTION**  
**HAZARDOUS MATERIALS TECHNICIAN**  
Performance Standards

**Action Plan Implementation**

Performing Assigned IMS/ICS Duties and Terminating the Incident

**Skill #5**

**PERFORMANCE STANDARD**

**Section 604**

**NFPA 1072, 2017 edition, 7.4.1, 7.4.1(B), 7.6.1, 7.6.1(B)**

**TECHNICIAN**

**OBJECTIVE**

**7.4.1**

Perform assigned hazardous materials branch or group functions within the incident command system (ICS) at a hazardous materials/WMD incident, given a hazardous materials/WMD incident; an assignment in an IAP; results of the incident analysis; policies and procedures, including an emergency response plan and standard operating procedures; the IAP; and approved resources, so that the assigned functions within the hazardous materials branch or group are completed.

**7.4.1(B)**

Performing the duties and responsibilities of an assigned function in the hazardous materials branch or a group organization; and communicating observations to hazardous materials branch director/group supervisor, ICS operations section chief, or IC.

**7.6.1**

Terminate a hazardous materials/WMD incident, given a hazardous materials/WMD incident, an assignment in an IAP, policies and procedures, operational observations of response operations (incident information), and approved forms for documentation and reporting, so that assistance in scheduled incident debriefings and critiques is provided, and incident operations are reported and documented.

**7.6.1(B)**

Communicating operational observations (incident information) at debriefings and critiques; and completing, forwarding, and filing required reports, records, and supporting documentation.

**INSTRUCTIONS**

Based on the Hazardous Materials Branch function you are assigned to, you will be evaluated while performing those duties

**EXAMINER'S NOTES**

The hazardous materials technician trainee will not be allowed to review the performance steps at the time of testing.

Reprinted with permission from NFPA 1072-2017, *Standard for Hazardous Materials/Weapons of Mass Destruction Emergency Response Personnel Professional Qualifications*, Copyright © 2016, National Fire Protection Association, Quincy, MA 02169. This reprinted material is not the complete and official position of the NFPA on the referenced subject, which is represented only by the standard in its entirety.

**TEXAS COMMISSION ON FIRE PROTECTION**  
**HAZARDOUS MATERIALS TECHNICIAN**  
Performance Standards

Assign students to a HazMat Branch function and the examiner will be the incident commander

**PREPARATION & EQUIPMENT**

- HazMat reference materials
- Completed HazMat IAP including a Site Safety Plan
- Simulated hazardous materials/WMD incident or scenario involving a facility or transportation setting

Reprinted with permission from NFPA 1072-2017, *Standard for Hazardous Materials/Weapons of Mass Destruction Emergency Response Personnel Professional Qualifications*, Copyright © 2016, National Fire Protection Association, Quincy, MA 02169. This reprinted material is not the complete and official position of the NFPA on the referenced subject, which is represented only by the standard in its entirety.

**TEXAS COMMISSION ON FIRE PROTECTION**  
**HAZARDOUS MATERIALS TECHNICIAN**  
Performance Standards

**Action Plan Implementation**

Performing Assigned IMS/ICS Duties and Terminating the Incident

**Skill #5**

Candidate: \_\_\_\_\_ Date: \_\_\_\_\_

Academy: \_\_\_\_\_ Test Site: \_\_\_\_\_

HAZARDOUS MATERIALS TECHNICIAN		<u>TEST</u>		<u>RETEST</u>	
Skill #5		S	U	S	U
Perform assigned hazardous materials branch or group functions within the incident command system (ICS) at a hazardous materials/WMD incident, given a hazardous materials/WMD incident; an assignment in an IAP; results of the incident analysis; policies and procedures, including an emergency response plan and standard operating procedures; the IAP; and approved resources, so that the assigned functions within the hazardous materials branch or group are completed.  (7.4.1)					
Performing the duties and responsibilities of an assigned function in the hazardous materials branch or a group organization; and communicating observations to hazardous materials branch director/group supervisor, ICS operations section chief, or IC.  (7.4.1(B))					
Terminate a hazardous materials/WMD incident, given a hazardous materials/WMD incident, an assignment in an IAP, policies and procedures, operational observations of response operations (incident information), and approved forms for documentation and reporting, so that assistance in scheduled incident debriefings and critiques is provided, and incident operations are reported and documented.  (7.6.1)					
Communicating operational observations (incident information) at debriefings and critiques; and completing,					

Reprinted with permission from NFPA 1072-2017, *Standard for Hazardous Materials/Weapons of Mass Destruction Emergency Response Personnel Professional Qualifications*, Copyright © 2016, National Fire Protection Association, Quincy, MA 02169. This reprinted material is not the complete and official position of the NFPA on the referenced subject, which is represented only by the standard in its entirety.

**TEXAS COMMISSION ON FIRE PROTECTION**  
**HAZARDOUS MATERIALS TECHNICIAN**  
Performance Standards

forwarding, and filing required reports, records, and supporting documentation. (7.6.1(B))				
<b>The candidate shall:</b>	<b>S</b>	<b>U</b>	<b>S</b>	<b>U</b>
a) Perform the duties and responsibilities of an assigned function in the hazardous materials branch or a group organization				
b) Communicate observations to the hazardous materials branch director/group supervisor, ICS operations section chief, or IC				
c) Communicate operational observations (incident information) at debriefings and critiques				
d) Complete, forward, and file required reports, records, and supporting documentation				

**S = Satisfactorily completed/performed**

**U = Unsatisfactorily performed/failed to meet objective or grading step**

**Evaluator/Candidate Comments:**

---



---



---



---

**All steps of the skill objective are mandatory and must be scored as “Satisfactory” to pass the skill.**

<div style="border-bottom: 1px solid black; margin-bottom: 5px;"></div> Certifying Examiner	<div style="border-bottom: 1px solid black; margin-bottom: 5px;"></div> Date	Overall Skill Sheet Score Pass <input type="checkbox"/> Fail <input type="checkbox"/>
<div style="border-bottom: 1px solid black; margin-bottom: 5px;"></div> Re-Test Certifying Examiner	<div style="border-bottom: 1px solid black; margin-bottom: 5px;"></div> Date	Overall Skill Sheet Re-Test Score Pass <input type="checkbox"/> Fail <input type="checkbox"/>

Reprinted with permission from NFPA 1072-2017, *Standard for Hazardous Materials/Weapons of Mass Destruction Emergency Response Personnel Professional Qualifications*, Copyright © 2016, National Fire Protection Association, Quincy, MA 02169. This reprinted material is not the complete and official position of the NFPA on the referenced subject, which is represented only by the standard in its entirety.

# Incident Command Worksheet

Date: \_\_\_\_\_  
 Incident Name: \_\_\_\_\_  
 Incident Address/Location: \_\_\_\_\_  
 Incident Command Post Location: \_\_\_\_\_  
 Staging Area Location: \_\_\_\_\_  
 Dispatch Time: \_\_\_\_\_  
 On-Scene Time: \_\_\_\_\_  
 Controlled: \_\_\_\_\_  
 Extinguishment: \_\_\_\_\_

Incident Commander(s)	
Name	Date/Time

## Scene Sketch

1st Alarm	
Unit	
Engine	
Engine	
Ladder	
EMS	

2nd Alarm	

3rd Alarm	

Mutual Aid	
Dept	Resource

Side C

Side A

Side B

Side D

## Assignments

Division/Group	Division/Group	Division/Group	Division/Group	Division/Group	Division/Group

# Incident Command Worksheet

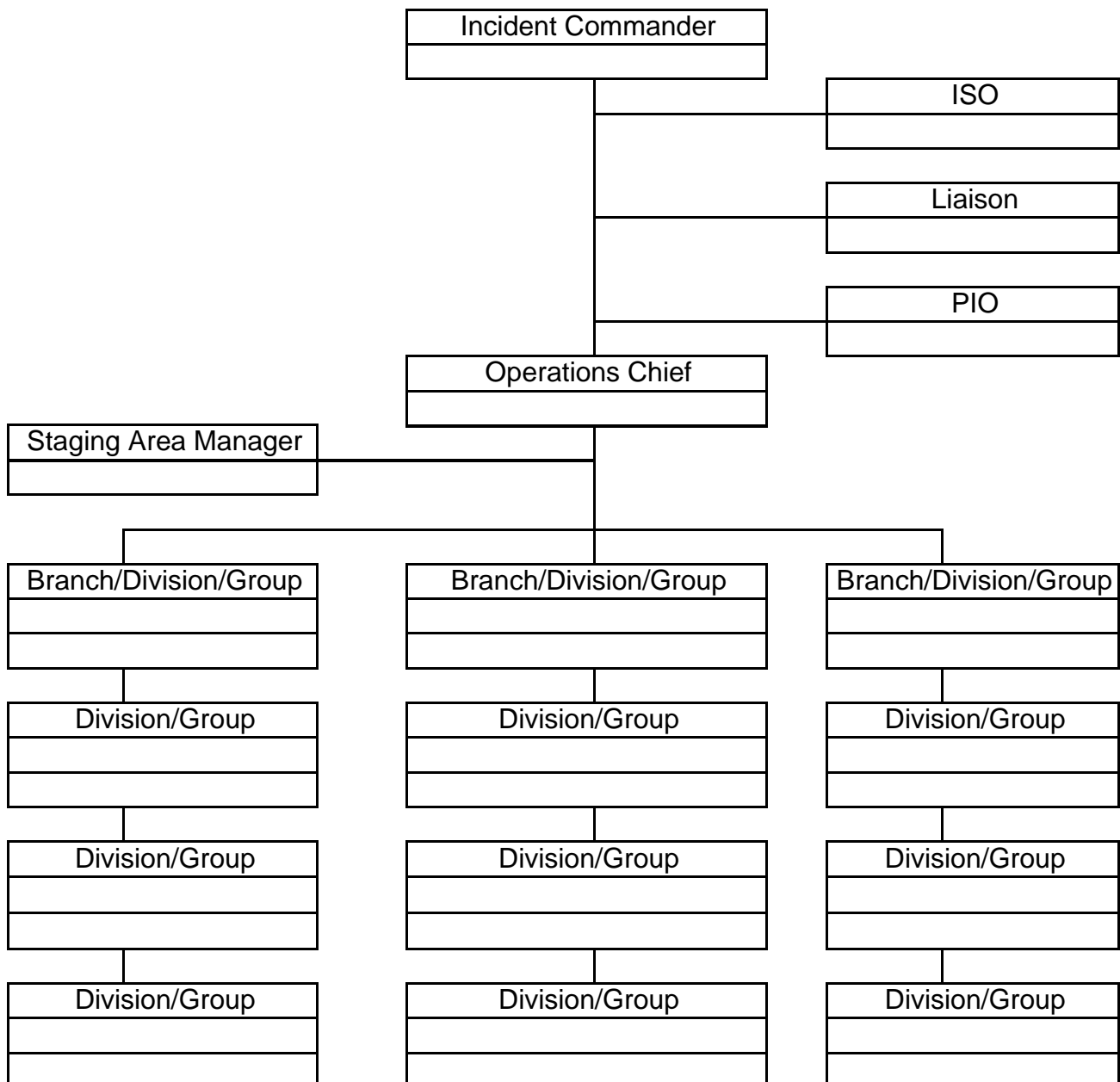
Summary of Resources							
	Resource Ordered	Resource ID	ETA	OS	# of Personnel	Location	Released
1							
2							
3							
4							
5							
6							
7							
8							
9							
10							
11							
12							
13							
14							
15							
16							
17							
18							
19							
20							
21							
22							
23							
24							
25							
26							
27							
28							
29							
30							
31							
32							
33							
34							
35							
36							
37							
38							
39							
40							

# Incident Command Worksheet

Response Objectives
Life Safety
Incident Stabilization
Environmental Protection
Property Preservation

Tactical Priorities
Rescue
Exposures
Confinement
Extinguishment
Overhaul
Ventilation
Salvage

8 Step Hazmat Mgmt Process
Site Management & Control
Identify the Material Involved
Identify the Hazards and Risks
Select Proper PPE/CPC
Coordinate Info & Resources
Develop & Implement Objs
Decontamination
Termination Activities



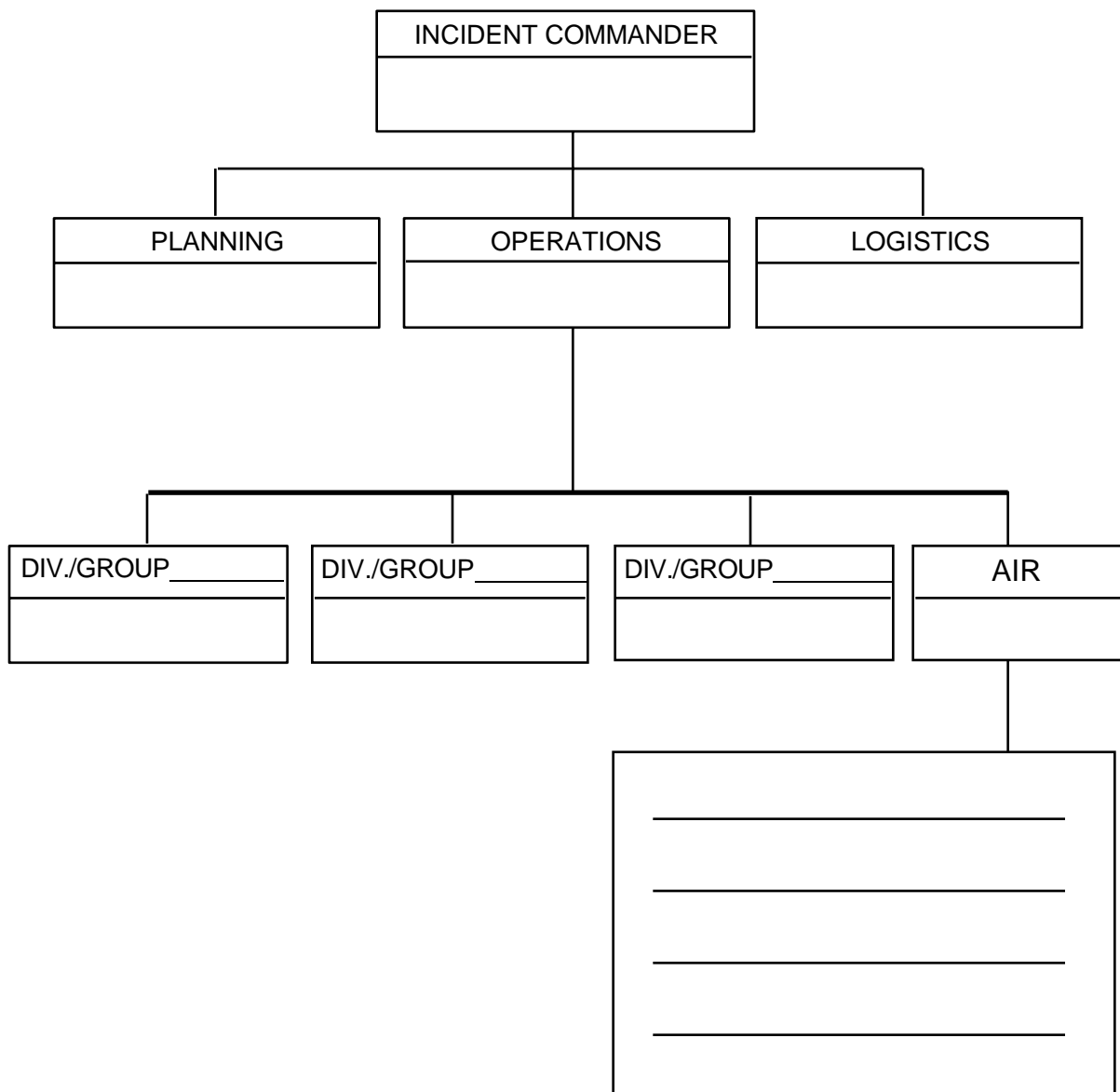
# Incident Command Worksheet

Summary of Actions		
	Time/Date	Activity
1		
2		
3		
4		
5		
6		
7		
8		
9		
10		
11		
12		
13		
14		
15		
16		
17		
18		
19		
20		
21		
22		
23		
24		
25		
26		
27		
28		
29		
30		
31		
32		
33		
34		
35		
36		
37		
38		
39		
40		

<b>INCIDENT BRIEFING</b>	1. INCIDENT NAME	2. DATE PREPARED	3. TIME PREPARED
4. MAP SKETCH			
<b>ICS 201 (12/93) NFES 1325</b>	PAGE 1	5. PREPARED BY (NAME AND POSITION)	



## 7. CURRENT ORGANIZATION



[illegible]



ORGANIZATION ASSIGNMENT LIST		1. INCIDENT NAME	2. DATE PREPARED	3. TIME PREPARED
POSITION	NAME	4. OPERATIONAL PERIOD (DATE/TIME)		
5. INCIDENT COMMANDER AND STAFF		9. OPERATIONS SECTION		
INCIDENT COMMANDER		CHIEF		
DEPUTY		DEPUTY		
SAFETY OFFICER		a. BRANCH I- DIVISION/GROUPS		
INFORMATION OFFICER		BRANCH DIRECTOR		
LIAISON OFFICER		DEPUTY		
		DIVISION/GROUP		
6. AGENCY REPRESENTATIVES		DIVISION/GROUP		
AGENCY	NAME	DIVISION/GROUP		
		DIVISION/GROUP		
		DIVISION/GROUP		
		DIVISION/GROUP		
		b. BRANCH II- DIVISION/GROUPS		
		BRANCH DIRECTOR		
		DEPUTY		
		DIVISION/GROUP		
		DIVISION/GROUP		
		DIVISION/GROUP		
		DIVISION/GROUP		
7. PLANNING SECTION		c. BRANCH III- DIVISION/GROUPS		
CHIEF		BRANCH DIRECTOR		
DEPUTY		DEPUTY		
RESOURCES UNIT		DIVISION/GROUP		
SITUATION UNIT		DIVISION/GROUP		
DOCUMENTATION UNIT		DIVISION/GROUP		
DEMOBILIZATION UNIT		DIVISION/GROUP		
TECHNICAL SPECIALISTS		DIVISION/GROUP		
8. LOGISTICS SECTION		d. AIR OPERATIONS BRANCH		
CHIEF		AIR OPERATIONS BR. DIR.		
DEPUTY		AIR TACTICAL GROUP SUP		
		AIR SUPPORT GROUP SUP		
a. SUPPORT BRANCH		HELICOPTER COORDINATOR		
DIRECTOR		AIR TANKER/FIXED WING CRD.		
SUPPLY UNIT				
FACILITIES UNIT		10. FINANCE/ADMINISTRATION SECTION		
GROUND SUPPORT UNIT		CHIEF		
		DEPUTY		
b. SERVICE BRANCH		TIME UNIT		
DIRECTOR		PROCUREMENT UNIT		
COMMUNICATIONS UNIT		COMPENSATION/CLAIMS UNIT		
MEDICAL UNIT		COST UNIT		
FOOD UNIT				
PREPARED BY (RESOURCES UNIT)				



<b>INCIDENT RADIO COMMUNICATIONS PLAN</b>		1. INCIDENT NAME		2. DATE/TIME PREPARED		3. OPERATIONAL PERIOD DATE/TIME	
4. BASE RADIO CHANNEL UTILIZATION							
SYSTEM/CACHE	CHANNEL	FUNCTION	FREQUENCY/TONE	ASSIGNMENT	REMARKS		
5. PREPARED BY (COMMUNICATIONS UNIT)							

<b>MEDICAL PLAN</b>	1. INCIDENT NAME	2. DATE PREPARED	3. TIME PREPARED	4. OPERATIONAL PERIOD				
	5. INCIDENT MEDICAL AID STATIONS							
MEDICAL AID STATIONS	LOCATION	PARAMEDICS						
		YES	NO					
6. TRANSPORTATION								
A. AMBULANCE SERVICES								
NAME	ADDRESS	PHONE	PARAMEDICS					
			YES	NO				
B. INCIDENT AMBULANCES								
NAME	LOCATION	PARAMEDICS						
		YES	NO					
7. HOSPITALS								
NAME	ADDRESS	TRAVEL TIME		PHONE	HELIPAD		BURN CENTER	
		AIR	LAND		YES	NO	YES	NO
8. MEDICAL EMERGENCY PROCEDURES								
206 res 8/78	9. PREPARED BY (MEDICAL UNIT LEADER)				110. REVIEWED BY (SAFETY OFFICER)			

<b>SITE SAFETY AND CONTROL PLAN</b> ICS 208 HM	1. Incident Name:	2. Date Prepared:	3. Operational Period: Time:									
<b>Section I. Site Information</b>												
4. Incident Location:												
<b>Section II. Organization</b>												
5. Incident Commander:	6. HM Group Supervisor:	7. Tech. Specialist - HM Reference:										
8. Safety Officer:	9. Entry Leader:	10. Site Access Control Leader:										
11. Asst. Safety Officer - HM:	12. Decontamination Leader:	13. Safe Refuge Area Mgr:										
14. Environmental Health:	15.	16.										
17. Entry Team: (Buddy System)		18. Decontamination Element:										
Name:	PPE Level	Name:	PPE Level									
Entry 1		Decon 1										
Entry 2		Decon 2										
Entry 3		Decon 3										
Entry 4		Decon 4										
<b>Section III. Hazard/Risk Analysis</b>												
19. Material:	Container type	Qty.	Phys. State	pH	IDLH	F.P.	I.T.	V.P.	V.D.	S.G.	LEL	UEL
Comment:												
<b>Section IV. Hazard Monitoring</b>												
20. LEL Instrument(s):						21. O <sub>2</sub> Instrument(s):						
22. Toxicity/PPM Instrument(s):						23. Radiological Instrument(s):						
Comment:												
<b>Section V. Decontamination Procedures</b>												
24. Standard Decontamination Procedures:										YES:	NO:	
Comment:												
<b>Section VI. Site Communications</b>												
25. Command Frequency:				26. Tactical Frequency:				27. Entry Frequency:				
<b>Section VII. Medical Assistance</b>												
28. Medical Monitoring:		YES:	NO:	29. Medical Treatment and Transport In-place:						YES:	NO:	
Comment:												

### Section VIII. Site Map

30. Site Map:



Weather ☐ Command Post ☐ Zones ☐ Assembly Areas ☐ Escape Routes ☐ Other ☐

### Section IX. Entry Objectives

31. Entry Objectives:

### Section X. SOP S and Safe Work Practices

32. Modifications to Documented SOP s or Work Practices: YES: NO:

Comment:

### Section XI. Emergency Procedures

33. Emergency Procedures:

### Section XII. Safety Briefing

34. Asst. Safety Officer - HM Signature: Safety Briefing Completed (Time):

35. HM Group Supervisor Signature:

36. Incident Commander Signature:

## INSTRUCTIONS FOR COMPLETING THE SITE SAFETY AND CONTROL PLAN ICS 208 HM

**A Site Safety and Control Plan must be completed by the Hazardous Materials Group Supervisor and reviewed by all within the Hazardous Materials Group prior to operations commencing within the Exclusion Zone.**

Item Number	Item Title	Instructions
1.	Incident Name/Number	Print name and/or incident number.
2.	Date and Time	Enter date and time prepared.
3.	Operational Period	Enter the time interval for which the form applies.
4.	Incident Location	Enter the address and or map coordinates of the incident.
5 - 16.	Organization	Enter names of all individuals assigned to ICS positions. (Entries 5 & 8 mandatory). Use Boxes 15 and 16 for other functions: i.e., Medical Monitoring.
17 - 18.	Entry Team/Decon Element	Enter names and level of PPE of Entry & Decon personnel. (Entries 1 - 4 mandatory buddy system and back-up.)
19.	Material	Enter names and pertinent information of all known chemical products. Enter UNK if material is not known. Include any which apply to chemical properties. (Definitions: ph = Potential for Hydrogen (Corrosivity), IDLH = Immediately Dangerous to Life and Health, F.P. = Flash Point, I.T. = Ignition Temperature, V.P. = Vapor Pressure, V.D. = Vapor Density, S.G. = Specific Gravity, LEL = Lower Explosive Limit, UEL = Upper Explosive Limit)
20 - 23.	Hazard Monitoring	List the instruments which will be used to monitor for chemical.
24.	Decontamination Procedures	Check NO if modifications are made to standard decontamination procedures and make appropriate Comments including type of solutions.
25 - 27.	Site Communications	Enter the radio frequency(ies) which apply.
28 - 29.	Medical Assistance	Enter comments if NO is checked.
30.	Site Map	Sketch or attach a site map which defines all locations and layouts of operational zones. (Check boxes are mandatory to be identified.)
31.	Entry Objectives	List all objectives to be performed by the Entry Team in the Exclusion Zone and any parameters which will alter or stop entry operations.
32 - 33.	SOP s, Safe Work Practices, and Emergency Procedures	List in Comments if any modifications to SOP s and any emergency procedures which will be affected if an emergency occurs while personnel are within the Exclusion Zone.
34 - 36.	Safety Briefing	Have the appropriate individual place their signature in the box once the Site Safety and Control Plan is reviewed. Note the time in box 34 when the safety briefing has been completed.

**TEXAS COMMISSION ON FIRE PROTECTION**  
**HAZARDOUS MATERIALS TECHNICIAN**  
Performance Standards

**Performing Control Functions**  
Product Control and Controlling Container Leaks  
**Skill #6**

**PERFORMANCE STANDARD**

**Section 604**

**NFPA 1072, 2017 edition, 7.4.3.1, 7.4.3.1(B), 7.4.3.2, 7.4.3.2(B)**

**TECHNICIAN**

**OBJECTIVE**

**7.4.3.1**

Perform product control techniques at a hazardous materials/WMD incident, given a hazardous materials/WMD incident with release of product, an assignment in an IAP, results of the incident analysis, policies and procedures for product control, response objectives and options for the incident, and approved tools, equipment, control agents, and PPE, so that an approved product control technique is selected and implemented; the product is controlled; approved PPE is selected and used; exposures and personnel are protected; safety procedures are followed; hazards are avoided or minimized; personnel, victims, tools, and equipment used are decontaminated; tools and equipment are inspected and maintained; and product control operations are reported and documented.

**7.4.3.1(B)**

Selecting and using PPE, selecting, and using approved control agents and equipment on a release involving hazardous materials/WMD, using container control valves and remote emergency shutoff devices, performing product and control techniques, inspecting, and maintaining tools and equipment; and completing required and supporting documentation for product control operations.

**7.4.3.2**

Control leaks from containers and their closures at a hazardous materials/WMD incident, given three scenarios, including (1) a leak from a bulk or nonbulk pressure container or its closures, (2) a leak from a nonbulk liquid container or its closures, and (3) a leak from a bulk liquid container or its closures; an assignment in an IAP; results of the incident analysis; policies and procedures for controlling leaks from containers and/or their closures; and approved tools, equipment, and PPE, so that an approved product control technique is selected and used; approved PPE is selected and used; exposures and personnel are protected; safety procedures are followed; hazards are avoided or minimized; hazard monitoring is completed; leaks are controlled (confined or contained); emergency responders, tools, and equipment used are decontaminated; tools and equipment are inspected and maintained; and product control operations are reported and documented.

Reprinted with permission from NFPA 1072-2017, *Standard for Hazardous Materials/Weapons of Mass Destruction Emergency Response Personnel Professional Qualifications*, Copyright © 2016, National Fire Protection Association, Quincy, MA 02169. This reprinted material is not the complete and official position of the NFPA on the referenced subject, which is represented only by the standard in its entirety.

**TEXAS COMMISSION ON FIRE PROTECTION**  
**HAZARDOUS MATERIALS TECHNICIAN**  
Performance Standards

**7.2.3.2(B)**

Selecting and using PPE, selecting, and using approved control agents and equipment; controlling leaks on containers and their closures (patching, plugging, sealing closures, remote valve shutoff, closing valves, repositioning container; replacing missing plugs, and tightening loose fittings); decontaminating tools and equipment; inspecting and maintaining tools and equipment; and requirements for reporting and documenting product control operations.

**INSTRUCTIONS**

Working as a team, you will perform product control techniques at a hazardous materials/WMD incident, given a hazardous materials/WMD incident with release of product; given three scenarios, including:

- Scenario A - a leak from a bulk or non-bulk pressure container or its closures
- Scenario B - a leak from a non-bulk liquid container or its closures
- Scenario C - a leak from a bulk liquid container or its closures

You will select and use the appropriate PPE, select, and use approved control agents and equipment, protect exposures and personnel, use container control valves and remote emergency shutoff devices, select the appropriate tools and equipment from the equipment available, inspect its serviceability, perform product control, contain the leak, and complete report and supporting documentation for product control operations.

After donning approved PPE including appropriate respiratory equipment, you will begin on my instruction to start.

You will be graded as a team. You will begin on my instruction to start. The skill will end when you state or indicate to me that you have completed all the identified steps. Do you understand these instructions?

**EXAMINER'S NOTE**

The hazardous materials technician trainee will not be allowed to review the performance steps at the time of testing.

Provide the candidate with an incident scenario. This may be in the form of an actual staged scenario on the training field, a PowerPoint or multimedia presentation/video, or a photograph(s) with narratives.

Allow the candidate to analyze the scenario, they may use any applicable reference support material provided. The use of WISER or CAMEO on their personal electronic device (cell phone or tablet) or provided electronic equipment is also acceptable.

Reprinted with permission from NFPA 1072-2017, *Standard for Hazardous Materials/Weapons of Mass Destruction Emergency Response Personnel Professional Qualifications*, Copyright © 2016, National Fire Protection Association, Quincy, MA 02169. This reprinted material is not the complete and official position of the NFPA on the referenced subject, which is represented only by the standard in its entirety.

**TEXAS COMMISSION ON FIRE PROTECTION**  
**HAZARDOUS MATERIALS TECHNICIAN**  
Performance Standards

The candidate may provide a written or verbal response, per the direction of the field examiner.

**PREPARATION & EQUIPMENT**

- A written or audio/visual representation of a Hazardous Materials/WMD incident scenario(s) – i.e., PowerPoint Presentation or a multimedia presentation/video, or photograph(s) with narratives.
- Bulk or Non-bulk pressure container, bulk liquid container, non-bulk liquid container
- Bung wrench
- Dome clamps
- Plugging and patching kit
- Over pack drum
- Approved PPE including appropriate respiratory protection
- Chlorine A Kit
- Chlorine B Kit (Ammonia B Kit or SO<sub>2</sub> Kit is also acceptable)
- Chlorine C Kit, Midland Emergency Kit, or Kelso Kit
- Other containment devices, per AHJ

Reprinted with permission from NFPA 1072-2017, *Standard for Hazardous Materials/Weapons of Mass Destruction Emergency Response Personnel Professional Qualifications*, Copyright © 2016, National Fire Protection Association, Quincy, MA 02169. This reprinted material is not the complete and official position of the NFPA on the referenced subject, which is represented only by the standard in its entirety.

**TEXAS COMMISSION ON FIRE PROTECTION**  
**HAZARDOUS MATERIALS TECHNICIAN**  
Performance Standards

**Performing Control Functions**  
Product Control and Controlling Container Leaks  
**Skill #6**

Candidate: \_\_\_\_\_ Date: \_\_\_\_\_

Academy: \_\_\_\_\_ Test Site: \_\_\_\_\_

<b>HAZARDOUS MATERIALS TECHNICIAN</b>		<b><u>TEST</u></b>		<b><u>RETEST</u></b>	
<b>Skill #6</b>		<b>S</b>	<b>U</b>	<b>S</b>	<b>U</b>
<p>Perform product control techniques at a hazardous materials/WMD incident, given a hazardous materials/WMD incident with release of product, an assignment in an IAP, results of the incident analysis, policies and procedures for product control, response objectives and options for the incident, and approved tools, equipment, control agents, and PPE, so that an approved product control technique is selected and implemented; the product is controlled; approved PPE is selected and used; exposures and personnel are protected; safety procedures are followed; hazards are avoided or minimized; personnel, victims, tools, and equipment used are decontaminated; tools and equipment are inspected and maintained; and product control operations are reported and documented.</p> <p style="text-align: right;">(7.4.3.1)</p>					
<p>Selecting and using PPE, selecting, and using approved control agents and equipment on a release involving hazardous materials/WMD, using container control valves and remote emergency shutoff devices, performing product and control techniques, inspecting, and maintaining tools and equipment; and completing required and supporting documentation for product control operations.</p> <p style="text-align: right;">(7.4.3.1(B))</p>					
<p>Control leaks from containers and their closures at a hazardous materials/WMD incident, given three scenarios, including (1) a leak from a bulk or nonbulk pressure container or its closures, (2) a leak from a nonbulk liquid container or its closures, and (3) a leak from a bulk liquid container or its closures; an assignment in an IAP; results of</p>					

Reprinted with permission from NFPA 1072-2017, *Standard for Hazardous Materials/Weapons of Mass Destruction Emergency Response Personnel Professional Qualifications*, Copyright © 2016, National Fire Protection Association, Quincy, MA 02169. This reprinted material is not the complete and official position of the NFPA on the referenced subject, which is represented only by the standard in its entirety.

**TEXAS COMMISSION ON FIRE PROTECTION**  
**HAZARDOUS MATERIALS TECHNICIAN**  
Performance Standards

the incident analysis; policies and procedures for controlling leaks from containers and/or their closures; and approved tools, equipment, and PPE, so that an approved product control technique is selected and used; approved PPE is selected and used; exposures and personnel are protected; safety procedures are followed; hazards are avoided or minimized; hazard monitoring is completed; leaks are controlled (confined or contained); emergency responders, tools, and equipment used are decontaminated; tools and equipment are inspected and maintained; and product control operations are reported and documented.  (7.4.3.2)				
Selecting and using PPE, selecting, and using approved control agents and equipment; controlling leaks on containers and their closures (patching, plugging, sealing closures, remote valve shutoff, closing valves, repositioning container; replacing missing plugs, and tightening loose fittings); decontaminating tools and equipment; inspecting and maintaining tools and equipment; and requirements for reporting and documenting product control operations.  (7.2.3.2(B))				
<b>The candidate shall:</b>	<b>S</b>	<b>U</b>	<b>S</b>	<b>U</b>
a) Select and use approved PPE, control agents and equipment on a release involving hazardous materials/WMD				
b) Inspect tools and equipment				
c) Use container control valves and remote emergency shutoff devices				
d) Perform product and control techniques				
e) Control leaks on containers and their closures, using the following techniques: <ul style="list-style-type: none"> <li>• Patching</li> <li>• Plugging</li> <li>• Sealing closures</li> <li>• Remote valve shutoff</li> <li>• Closing valves</li> <li>• Repositioning container</li> <li>• Replacing missing plugs</li> </ul>				
f) Tightening loose fittings				
g) Decontaminate tools and equipment				

Reprinted with permission from NFPA 1072-2017, *Standard for Hazardous Materials/Weapons of Mass Destruction Emergency Response Personnel Professional Qualifications*, Copyright © 2016, National Fire Protection Association, Quincy, MA 02169. This reprinted material is not the complete and official position of the NFPA on the referenced subject, which is represented only by the standard in its entirety.

**TEXAS COMMISSION ON FIRE PROTECTION**  
**HAZARDOUS MATERIALS TECHNICIAN**  
Performance Standards

h) Inspect and maintain tools and equipment				
i) Complete and demonstrate knowledge of requirements for reporting and documenting product control operations				

**S = Satisfactorily completed/performed**

**U = Unsatisfactorily performed/failed to meet objective or grading step**

**Evaluator/Candidate Comments:**

---



---



---



---

**All steps of the skill objective are mandatory and must be scored as “Satisfactory” to pass the skill.**

<div style="border-bottom: 1px solid black; margin-bottom: 5px;"></div> Certifying Examiner	<div style="border-bottom: 1px solid black; margin-bottom: 5px;"></div> Date	Overall Skill Sheet Score Pass <input type="checkbox"/> Fail <input type="checkbox"/>
<div style="border-bottom: 1px solid black; margin-bottom: 5px;"></div> Re-Test Certifying Examiner	<div style="border-bottom: 1px solid black; margin-bottom: 5px;"></div> Date	Overall Skill Sheet Re-Test Score Pass <input type="checkbox"/> Fail <input type="checkbox"/>

Reprinted with permission from NFPA 1072-2017, *Standard for Hazardous Materials/Weapons of Mass Destruction Emergency Response Personnel Professional Qualifications*, Copyright © 2016, National Fire Protection Association, Quincy, MA 02169. This reprinted material is not the complete and official position of the NFPA on the referenced subject, which is represented only by the standard in its entirety.

**TEXAS COMMISSION ON FIRE PROTECTION**  
**HAZARDOUS MATERIALS TECHNICIAN**  
Performance Standards

**Performing Control Functions**  
Overpacking Nonbulk and Radioactive Materials  
**Skill #7**

**PERFORMANCE STANDARD**

**Section 604**

**NFPA 1072, 2017 edition, 7.4.3.3, 7.4.3.3(B)**

**TECHNICIAN**

**OBJECTIVE**

**7.4.3.3**

Overpack damaged or leaking nonbulk and radioactive materials containers at a hazardous materials/WMD incident, given a hazardous materials/WMD incident; an assignment in an IAP; results of the incident analysis; a loaded damaged or leaking container; a suitable overpack container; policies and procedures; and approved tools, equipment, and PPE, so that an approved overpack technique is selected; the damaged or leaking container is placed into a suitable overpack and the overpack is closed, marked, and labeled; approved PPE is selected and used; exposures and personnel are protected; safety procedures are followed; hazards are avoided or minimized; emergency responders, tools, and equipment are decontaminated; tools and equipment are inspected and maintained; and product control operations are reported and documented.

**7.4.3.3(B)**

Selecting and using PPE; placing a damaged or leaking nonbulk materials container into the overpack container; placing a damaged or leaking radioactive materials container into an overpack container; following safety procedures and minimizing and avoiding hazards; decontaminating tools and equipment; inspecting and maintaining tools and equipment; and completing requirements for reporting and documenting product control operations.

**INSTRUCTIONS**

Presented with a leaking container:

- Scenario A – A damaged or leaking 55-gallon drum
- Scenario B – A damaged or leaking radioactive materials container

You will choose the appropriate tools and equipment from the equipment available, inspect its serviceability, and contain the leak. Additionally, you will over pack the drum utilizing a randomly selected method (selected by the examiner). After donning CPC, you will begin on my instruction to start. The skill will end when you state or indicate to me that you have completed all the identified steps. Do you understand these instructions?

Reprinted with permission from NFPA 1072-2017, *Standard for Hazardous Materials/Weapons of Mass Destruction Emergency Response Personnel Professional Qualifications*, Copyright © 2016, National Fire Protection Association, Quincy, MA 02169. This reprinted material is not the complete and official position of the NFPA on the referenced subject, which is represented only by the standard in its entirety.

**TEXAS COMMISSION ON FIRE PROTECTION**  
**HAZARDOUS MATERIALS TECHNICIAN**  
Performance Standards

**EXAMINER'S NOTE**

The hazardous materials technician trainee will not be allowed to review the performance steps at the time of testing.

**PREPARATION & EQUIPMENT**

- A container with either bung leak, chime leak, forklift puncture, or ail puncture.
- Over pack drum
- CPC with respiratory protection
- 55-gallon drum
- Radiological detection equipment

Reprinted with permission from NFPA 1072-2017, *Standard for Hazardous Materials/Weapons of Mass Destruction Emergency Response Personnel Professional Qualifications*, Copyright © 2016, National Fire Protection Association, Quincy, MA 02169. This reprinted material is not the complete and official position of the NFPA on the referenced subject, which is represented only by the standard in its entirety.

**TEXAS COMMISSION ON FIRE PROTECTION**  
**HAZARDOUS MATERIALS TECHNICIAN**  
Performance Standards

**Performing Control Functions**

Overpacking Nonbulk and Radioactive Materials

**Skill #7**

Candidate: \_\_\_\_\_ Date: \_\_\_\_\_

Academy: \_\_\_\_\_ Test Site: \_\_\_\_\_

HAZARDOUS MATERIALS TECHNICIAN	<u>TEST</u>		<u>RETEST</u>	
Skill #7	S	U	S	U
Overpack damaged or leaking nonbulk and radioactive materials containers at a hazardous materials/WMD incident, given a hazardous materials/WMD incident; an assignment in an IAP; results of the incident analysis; a loaded damaged or leaking container; a suitable overpack container; policies and procedures; and approved tools, equipment, and PPE, so that an approved overpack technique is selected; the damaged or leaking container is placed into a suitable overpack and the overpack is closed, marked, and labeled; approved PPE is selected and used; exposures and personnel are protected; safety procedures are followed; hazards are avoided or minimized; emergency responders, tools, and equipment are decontaminated; tools and equipment are inspected and maintained; and product control operations are reported and documented. (7.4.3.3)				
Selecting and using PPE; placing a damaged or leaking nonbulk materials container into the overpack container; placing a damaged or leaking radioactive materials container into an overpack container; following safety procedures and minimizing and avoiding hazards; decontaminating tools and equipment; inspecting and maintaining tools and equipment; and completing requirements for reporting and documenting product control operations. (7.4.3.3(B))				
<b>The candidate shall:</b>	<b>S</b>	<b>U</b>	<b>S</b>	<b>U</b>
a) Select and use approved PPE				
b) <b>Scenario A</b> - Place a damaged or leaking nonbulk materials container into the overpack container <b>Scenario B</b> - Scenario Place a damaged or leaking				

Reprinted with permission from NFPA 1072-2017, *Standard for Hazardous Materials/Weapons of Mass Destruction Emergency Response Personnel Professional Qualifications*, Copyright © 2016, National Fire Protection Association, Quincy, MA 02169. This reprinted material is not the complete and official position of the NFPA on the referenced subject, which is represented only by the standard in its entirety.

**TEXAS COMMISSION ON FIRE PROTECTION**  
**HAZARDOUS MATERIALS TECHNICIAN**  
Performance Standards

radioactive materials container into an overpack container				
c) Follow safety procedures and minimizing and avoiding hazards				
d) Decontaminate tools and equipment				
e) Complete requirements for reporting and documenting product control operations				

**S = Satisfactorily completed/performed**

**U = Unsatisfactorily performed/failed to meet objective or grading step**

**Evaluator/Candidate Comments:**

---



---



---



---

**All steps of the skill objective are mandatory and must be scored as “Satisfactory” to pass the skill.**

<div style="border-bottom: 1px solid black; height: 20px; margin-bottom: 5px;"></div> Certifying Examiner	<div style="border-bottom: 1px solid black; height: 20px; margin-bottom: 5px;"></div> Date	Overall Skill Sheet Score Pass <input type="checkbox"/> Fail <input type="checkbox"/>
<div style="border-bottom: 1px solid black; height: 20px; margin-bottom: 5px;"></div> Re-Test Certifying Examiner	<div style="border-bottom: 1px solid black; height: 20px; margin-bottom: 5px;"></div> Date	Overall Skill Sheet Re-Test Score Pass <input type="checkbox"/> Fail <input type="checkbox"/>

Reprinted with permission from NFPA 1072-2017, *Standard for Hazardous Materials/Weapons of Mass Destruction Emergency Response Personnel Professional Qualifications*, Copyright © 2016, National Fire Protection Association, Quincy, MA 02169. This reprinted material is not the complete and official position of the NFPA on the referenced subject, which is represented only by the standard in its entirety.

**TEXAS COMMISSION ON FIRE PROTECTION**  
**HAZARDOUS MATERIALS TECHNICIAN**  
Performance Standards

**Performing Control Functions**  
Liquid Product Transfer  
**Skill #8**

**PERFORMANCE STANDARD**

**Section 604**

**NFPA 1072, 2017 edition, 7.4.3.4, 7.4.3.4(B)**

**TECHNICIAN**

**OBJECTIVE**

**7.4.3.4**

Transfer liquids from leaking nonpressure containers at a hazardous materials/WMD incident, given a hazardous materials/WMD incident; an assignment in an IAP; results of the incident analysis; a leaking nonpressure container and a recovery container; policies and procedures for transferring liquids from leaking nonpressure containers; and approved tools, equipment, and PPE, so that an approved product transfer method is selected and used; approved PPE is selected and used; exposures and personnel are protected; safety procedures are followed; hazards are avoided or minimized; hazard monitoring is completed; the containers are bonded and grounded; product is transferred to the recovery container; emergency responders, tools, and equipment used are decontaminated; tools and equipment are inspected and maintained; and product control operations are reported and documented.

**7.4.3.4(B)**

Selecting and using PPE; identifying a compatible recovery container and transfer equipment; monitoring for hazards; grounding and bonding containers; transferring liquid product from a leaking container to a recovery container; suppressing vapors; decontaminating tools and equipment; inspecting and maintaining tools and equipment; and completing reports and supporting documentation for product control operations.

**INSTRUCTIONS**

The technician, operating as a member of a team, will transfer liquids from leaking nonpressure containers at a hazardous materials/WMD incident, given a hazardous materials/WMD incident; an assignment in an IAP; results of the incident analysis; a leaking nonpressure container and a recovery container; policies and procedures for transferring liquids from leaking nonpressure containers; and approved tools, equipment, and PPE.

You will select and use appropriate PPE, identify a compatible recovery container and transfer equipment, monitor for hazards, transfer liquid product from a leaking container to a recovery container, suppress vapors, inspect and maintain tools and equipment, decontaminate responders, tools, and equipment, and complete report and supporting documentation for liquid product transfer operations.

Reprinted with permission from NFPA 1072-2017, *Standard for Hazardous Materials/Weapons of Mass Destruction Emergency Response Personnel Professional Qualifications*, Copyright © 2016, National Fire Protection Association, Quincy, MA 02169. This reprinted material is not the complete and official position of the NFPA on the referenced subject, which is represented only by the standard in its entirety.

**TEXAS COMMISSION ON FIRE PROTECTION**  
**HAZARDOUS MATERIALS TECHNICIAN**  
Performance Standards

You will be graded as a team. You will begin on my instruction to start. The skill will end when you state or indicate to me that you have completed all the identified steps. Do you understand these instructions?

**EXAMINER'S NOTE**

The hazardous materials technician trainee will not be allowed to review the performance steps at the time of testing.

Provide the team with an incident scenario. This may be in the form of an actual staged scenario on the training field, a PowerPoint or multimedia presentation/video, or a photograph(s) with narratives.

Allow the team to analyze the scenario, they may use any applicable reference support material provided. The use of WISER or CAMEO on their personal electronic device (cell phone or tablet) or provided electronic equipment is also acceptable.

The team may provide a written or verbal response, per the direction of the field examiner.

**PREPARATION & EQUIPMENT**

- A written or audio/visual representation of a Hazardous Materials/WMD incident scenario(s) – i.e., PowerPoint Presentation or a multimedia presentation/video, or photograph(s) with narratives.
- Nonpressure containers
- Grounding and bonding equipment
- Air Monitoring equipment
- Vapor Suppressing/firefighting equipment (hose, nozzle, foam, etc.)
- Product transfer equipment

Reprinted with permission from NFPA 1072-2017, *Standard for Hazardous Materials/Weapons of Mass Destruction Emergency Response Personnel Professional Qualifications*, Copyright © 2016, National Fire Protection Association, Quincy, MA 02169. This reprinted material is not the complete and official position of the NFPA on the referenced subject, which is represented only by the standard in its entirety.

**TEXAS COMMISSION ON FIRE PROTECTION**  
**HAZARDOUS MATERIALS TECHNICIAN**  
Performance Standards

**Performing Control Functions**  
Liquid Product Transfer  
**Skill #8**

Candidate: \_\_\_\_\_ Date: \_\_\_\_\_

Academy: \_\_\_\_\_ Test Site: \_\_\_\_\_

HAZARDOUS MATERIALS TECHNICIAN	<u>TEST</u>		<u>RETEST</u>	
Skill #8	S	U	S	U
Transfer liquids from leaking nonpressure containers at a hazardous materials/WMD incident, given a hazardous materials/WMD incident; an assignment in an IAP; results of the incident analysis; a leaking nonpressure container and a recovery container; policies and procedures for transferring liquids from leaking nonpressure containers; and approved tools, equipment, and PPE, so that an approved product transfer method is selected and used; approved PPE is selected and used; exposures and personnel are protected; safety procedures are followed; hazards are avoided or minimized; hazard monitoring is completed; the containers are bonded and grounded; product is transferred to the recovery container; emergency responders, tools, and equipment used are decontaminated; tools and equipment are inspected and maintained; and product control operations are reported and documented.  (7.4.3.4)				
Selecting and using PPE; identifying a compatible recovery container and transfer equipment; monitoring for hazards; grounding and bonding containers; transferring liquid product from a leaking container to a recovery container; suppressing vapors; and completing reports and supporting documentation for product control operations.  (7.4.3.4(B))				
<b>The candidate shall:</b>	<b>S</b>	<b>U</b>	<b>S</b>	<b>U</b>
a) Select and use approved PPE				
b) Identify a compatible recovery container and transfer equipment				
c) Monitor for hazards				

Reprinted with permission from NFPA 1072-2017, *Standard for Hazardous Materials/Weapons of Mass Destruction Emergency Response Personnel Professional Qualifications*, Copyright © 2016, National Fire Protection Association, Quincy, MA 02169. This reprinted material is not the complete and official position of the NFPA on the referenced subject, which is represented only by the standard in its entirety.

**TEXAS COMMISSION ON FIRE PROTECTION**  
**HAZARDOUS MATERIALS TECHNICIAN**  
Performance Standards

d) Ground and bond containers				
e) Transfer liquid product from a leaking container to a recovery container				
f) Suppress vapors				
g) Decontaminate tools and equipment				
h) Inspect and maintain tools and equipment				
i) Complete reports and supporting documentation for product control operations				

**S = Satisfactorily completed/performed**

**U = Unsatisfactorily performed/failed to meet objective or grading step**

**Evaluator/Candidate Comments:**

---



---



---



---

**All steps of the skill objective are mandatory and must be scored as “Satisfactory” to pass the skill.**

\_\_\_\_\_  
Certifying Examiner

Date

\_\_\_\_\_  
Re-Test Certifying Examiner

Date

Overall Skill Sheet Score	
Pass <input type="checkbox"/>	Fail <input type="checkbox"/>
Overall Skill Sheet Re-Test Score	
Pass <input type="checkbox"/>	Fail <input type="checkbox"/>

Reprinted with permission from NFPA 1072-2017, *Standard for Hazardous Materials/Weapons of Mass Destruction Emergency Response Personnel Professional Qualifications*, Copyright © 2016, National Fire Protection Association, Quincy, MA 02169. This reprinted material is not the complete and official position of the NFPA on the referenced subject, which is represented only by the standard in its entirety.

**TEXAS COMMISSION ON FIRE PROTECTION**  
**HAZARDOUS MATERIALS TECHNICIAN**  
Performance Standards

**Decontamination**  
Mass Decontamination  
**Skill #9**

**PERFORMANCE STANDARD**

**Section 604**

**NFPA 1072, 2017 edition, 7.4.4.1, 7.4.4.1(B)**

**TECHNICIAN**

**OBJECTIVE**

**7.4.4.1**

Perform mass decontamination for ambulatory and nonambulatory victims at a hazardous materials/WMD incident, given a hazardous materials/WMD incident requiring mass decontamination; an assignment in an IAP; results of the incident analysis; policies and procedures; and approved PPE, tools, and equipment, so that PPE is selected and used; a mass decontamination procedure is selected, set up, implemented, evaluated, and terminated; victims are decontaminated; exposures and personnel are protected; safety procedures are followed; hazards are avoided or minimized; personnel, tools, and equipment are decontaminated; and mass decontamination operations are reported and documented.

**7.4.4.1(B)**

Selecting and using suitable PPE, selecting a mass decontamination procedure to minimize the hazard, setting up and implementing mass decontamination operations for ambulatory and non-ambulatory victims, evaluating the effectiveness of the mass decontamination process, and completing reporting and documentation requirements.

**INSTRUCTIONS**

The technician, operating as a member of a team at a simulated hazardous materials incident, shall demonstrate how to perform technical and mass decontamination (decon) operations. You will be provided with the necessary equipment and water supply to set up and establish a mass decon corridor. After establishing a mass decon corridor, while wearing Level B chemical protective clothing (CPC) and a self-contained breathing apparatus (SCBA), you shall demonstrate the procedures to decontaminate responders and both ambulatory and non-ambulatory victims during a simulated hazardous materials incident. Working as part of a team you will establish a mass decontamination corridor and explain how the decontamination of both ambulatory and non-ambulatory victims will be conducted during a simulated mass casualty hazardous materials incident.

You will be graded as a team. You will begin on my instruction to start. The skill will end when you state or indicate to me that you have completed all the identified steps. Do you understand these instructions?

Reprinted with permission from NFPA 1072-2017, *Standard for Hazardous Materials/Weapons of Mass Destruction Emergency Response Personnel Professional Qualifications*, Copyright © 2016, National Fire Protection Association, Quincy, MA 02169. This reprinted material is not the complete and official position of the NFPA on the referenced subject, which is represented only by the standard in its entirety.

**TEXAS COMMISSION ON FIRE PROTECTION**  
**HAZARDOUS MATERIALS TECHNICIAN**  
Performance Standards

**EXAMINER'S NOTE**

The examiner will evaluate the appropriateness and effectiveness of the decontamination methods employed by the team. The hazardous materials technician trainees will not be allowed to review the performance steps at the time of testing.

**PREPARATION & EQUIPMENT**

- Emergency Response and Hazardous Materials Response Equipment
- Mass Decontamination Equipment
- Complete Level B CPC ensembles w/SCBAs
- "Contaminated people" that have been "contaminated"
- A dummy/manikin or a non-responder/non-ambulatory victim to be decontaminated

Reprinted with permission from NFPA 1072-2017, *Standard for Hazardous Materials/Weapons of Mass Destruction Emergency Response Personnel Professional Qualifications*, Copyright © 2016, National Fire Protection Association, Quincy, MA 02169. This reprinted material is not the complete and official position of the NFPA on the referenced subject, which is represented only by the standard in its entirety.

**TEXAS COMMISSION ON FIRE PROTECTION**  
**HAZARDOUS MATERIALS TECHNICIAN**  
Performance Standards

**Decontamination**  
Mass Decontamination  
**Skill #9**

Candidate: \_\_\_\_\_ Date: \_\_\_\_\_

Academy: \_\_\_\_\_ Test Site: \_\_\_\_\_

<b>HAZARDOUS MATERIALS TECHNICIAN</b>		<b><u>TEST</u></b>		<b><u>RETEST</u></b>	
<b>Skill #9</b>		<b>S</b>	<b>U</b>	<b>S</b>	<b>U</b>
Perform mass decontamination for ambulatory and nonambulatory victims at a hazardous materials/WMD incident, given a hazardous materials/WMD incident requiring mass decontamination; an assignment in an IAP; results of the incident analysis; policies and procedures; and approved PPE, tools, and equipment, so that PPE is selected and used; a mass decontamination procedure is selected, set up, implemented, evaluated, and terminated; victims are decontaminated; exposures and personnel are protected; safety procedures are followed; hazards are avoided or minimized; personnel, tools, and equipment are decontaminated; and mass decontamination operations are reported and documented.  (7.4.4.1)					
Selecting and using suitable PPE, selecting a mass decontamination procedure to minimize the hazard, setting up and implementing mass decontamination operations for ambulatory and non-ambulatory victims, evaluating the effectiveness of the mass decontamination process, and completing reporting and documentation requirements. (7.4.4.1(B))					
<b>The candidate shall:</b>		<b>S</b>	<b>U</b>	<b>S</b>	<b>U</b>
a) Select and use suitable PPE					
b) Select a mass decontamination procedure to minimize the hazard					
c) Set up and implement mass decontamination operations for ambulatory and non-ambulatory victims					
d) Evaluate the effectiveness of the mass decontamination process					

Reprinted with permission from NFPA 1072-2017, *Standard for Hazardous Materials/Weapons of Mass Destruction Emergency Response Personnel Professional Qualifications*, Copyright © 2016, National Fire Protection Association, Quincy, MA 02169. This reprinted material is not the complete and official position of the NFPA on the referenced subject, which is represented only by the standard in its entirety.

**TEXAS COMMISSION ON FIRE PROTECTION**  
**HAZARDOUS MATERIALS TECHNICIAN**  
Performance Standards

e) Complete reporting and documentation requirements				
--	--	--	--	--

**S = Satisfactorily completed/performed**

**U = Unsatisfactorily performed/failed to meet objective or grading step**

**Evaluator/Candidate Comments:**

---



---



---



---

**All steps of the skill objective are mandatory and must be scored as “Satisfactory” to pass the skill.**

<div style="border-bottom: 1px solid black; height: 20px; margin-bottom: 5px;"></div> Certifying Examiner	<div style="border-bottom: 1px solid black; height: 20px; margin-bottom: 5px;"></div> Date	Overall Skill Sheet Score Pass <input type="checkbox"/> Fail <input type="checkbox"/>
<div style="border-bottom: 1px solid black; height: 20px; margin-bottom: 5px;"></div> Re-Test Certifying Examiner	<div style="border-bottom: 1px solid black; height: 20px; margin-bottom: 5px;"></div> Date	Overall Skill Sheet Re-Test Score Pass <input type="checkbox"/> Fail <input type="checkbox"/>

Reprinted with permission from NFPA 1072-2017, *Standard for Hazardous Materials/Weapons of Mass Destruction Emergency Response Personnel Professional Qualifications*, Copyright © 2016, National Fire Protection Association, Quincy, MA 02169. This reprinted material is not the complete and official position of the NFPA on the referenced subject, which is represented only by the standard in its entirety.

**TEXAS COMMISSION ON FIRE PROTECTION  
HAZARDOUS MATERIALS TECHNICIAN**

Performance Standards

**Decontamination**  
Technical Decontamination  
**Skill #10**

**PERFORMANCE STANDARD**

**Section 604**

**NFPA 1072, 2017 edition, 7.4.4.2, 7.4.4.2(B)**

**TECHNICIAN**

**OBJECTIVE**

**7.4.4.2**

Establish and implement technical decontamination in support of entry operations and for ambulatory and nonambulatory victims at a hazardous materials/WMD incident, given a hazardous materials/WMD incident requiring technical decontamination; an assignment in an IAP; results of the incident analysis; policies and procedures; and approved PPE, tools, and equipment, so that approved PPE is selected and used; a technical decontamination procedure is selected, set up, implemented, evaluated, and terminated; victims are decontaminated; safety procedures are followed; hazards are avoided or minimized; if contaminated, personnel, tools, and equipment are decontaminated; and all reports and documentation of technical decontamination operations are completed.

**7.4.4.2(B)**

Selecting and using PPE, selecting a technical decontamination procedure to minimize the hazard, setting up and implementing technical decontamination operations, evaluating the effectiveness of the technical decontamination procedure, and completing required reports and supporting documentation for technical decontamination operations.

**INSTRUCTIONS**

The technician, operating as a member of a team at a simulated hazardous materials incident, shall demonstrate how to perform technical decontamination operations. You will be provided with the necessary equipment and water supply to set up and establish a technical contamination reduction corridor and emergency decon area. After establishing a technical contamination reduction corridor, while wearing Level B chemical protective clothing (CPC) and a self-contained breathing apparatus (SCBA), you shall demonstrate the procedures to decontaminate responders and both ambulatory and non-ambulatory victims during a simulated hazardous materials incident.

Reprinted with permission from NFPA 1072-2017, *Standard for Hazardous Materials/Weapons of Mass Destruction Emergency Response Personnel Professional Qualifications*, Copyright © 2016, National Fire Protection Association, Quincy, MA 02169. This reprinted material is not the complete and official position of the NFPA on the referenced subject, which is represented only by the standard in its entirety.

**TEXAS COMMISSION ON FIRE PROTECTION**  
**HAZARDOUS MATERIALS TECHNICIAN**  
Performance Standards

You will be graded as a team. You will begin on my instruction to start. The skill will end when you state or indicate to me that you have completed all the identified steps. Do you understand these instructions?

**EXAMINER'S NOTE**

The hazardous materials technician trainees will not be allowed to review the performance steps at the time of testing.

The examiner will evaluate the appropriateness and effectiveness of the decontamination methods employed by the team.

**PREPARATION & EQUIPMENT**

- Emergency Response and Hazardous Materials Response Equipment
- Technical Decontamination Equipment
- Complete Level B CPC ensembles w/SCBAs
- One technician in Level A CPC that has been "contaminated"
- A dummy/manikin or a non-responder/non-ambulatory victim to be decontaminated

Reprinted with permission from NFPA 1072-2017, *Standard for Hazardous Materials/Weapons of Mass Destruction Emergency Response Personnel Professional Qualifications*, Copyright © 2016, National Fire Protection Association, Quincy, MA 02169. This reprinted material is not the complete and official position of the NFPA on the referenced subject, which is represented only by the standard in its entirety.

**TEXAS COMMISSION ON FIRE PROTECTION**  
**HAZARDOUS MATERIALS TECHNICIAN**  
Performance Standards

**Decontamination**  
Technical Decontamination  
**Skill #10**

Candidate: \_\_\_\_\_ Date: \_\_\_\_\_

Academy: \_\_\_\_\_ Test Site: \_\_\_\_\_

HAZARDOUS MATERIALS TECHNICIAN	<u>TEST</u>		<u>RETEST</u>	
Skill #10	S	U	S	U
<p>Establish and implement technical decontamination in support of entry operations and for ambulatory and nonambulatory victims at a hazardous materials/WMD incident, given a hazardous materials/WMD incident requiring technical decontamination; an assignment in an IAP; results of the incident analysis; policies and procedures; and approved PPE, tools, and equipment, so that approved PPE is selected and used; a technical decontamination procedure is selected, set up, implemented, evaluated, and terminated; victims are decontaminated; safety procedures are followed; hazards are avoided or minimized; if contaminated, personnel, tools, and equipment are decontaminated; and all reports and documentation of technical decontamination operations are completed.</p> <p style="text-align: right;">(7.4.4.2)</p>				
<p>Selecting and using PPE, selecting a technical decontamination procedure to minimize the hazard, setting up and implementing technical decontamination operations, evaluating the effectiveness of the technical decontamination procedure, and completing required reports and supporting documentation for technical decontamination operations.</p> <p style="text-align: right;">(7.4.4.2(B))</p>				
<b>The candidate shall:</b>	<b>S</b>	<b>U</b>	<b>S</b>	<b>U</b>
a) Select and use approved PPE				
b) Select a technical decontamination procedure to minimize the hazard				
c) Set up and implement technical decontamination				

Reprinted with permission from NFPA 1072-2017, *Standard for Hazardous Materials/Weapons of Mass Destruction Emergency Response Personnel Professional Qualifications*, Copyright © 2016, National Fire Protection Association, Quincy, MA 02169. This reprinted material is not the complete and official position of the NFPA on the referenced subject, which is represented only by the standard in its entirety.

**TEXAS COMMISSION ON FIRE PROTECTION**  
**HAZARDOUS MATERIALS TECHNICIAN**  
Performance Standards

operations				
d) Evaluate the effectiveness of the technical decontamination procedure				
e) Complete required reports and supporting documentation for technical decontamination operations				

**S = Satisfactorily completed/performed**

**U = Unsatisfactorily performed/failed to meet objective or grading step**

**Evaluator/Candidate Comments:**

---



---



---



---

**All steps of the skill objective are mandatory and must be scored as “Satisfactory” to pass the skill.**

\_\_\_\_\_  
Certifying Examiner

\_\_\_\_\_  
Date

Overall Skill Sheet Score

Pass ☐ Fail ☐

\_\_\_\_\_  
Re-Test Certifying Examiner

\_\_\_\_\_  
Date

Overall Skill Sheet Re-Test Score

Pass ☐ Fail ☐

Reprinted with permission from NFPA 1072-2017, *Standard for Hazardous Materials/Weapons of Mass Destruction Emergency Response Personnel Professional Qualifications*, Copyright © 2016, National Fire Protection Association, Quincy, MA 02169. This reprinted material is not the complete and official position of the NFPA on the referenced subject, which is represented only by the standard in its entirety.

**TEXAS COMMISSION ON FIRE PROTECTION**  
**HAZARDOUS MATERIALS INCIDENT COMMANDER**  
Performance Standards

**HAZARDOUS MATERIALS INCIDENT COMMANDER**

Analyze the Incident, Plan Response, Implement the Incident Action Plan (IAP),  
Evaluate Progress and Adjust IAP, and Termination of Incident

**Skill #1**

**PERFORMANCE STANDARD**

**Section 605**

**NFPA 1072, 2017 edition, 8.2.1, 8.2.1(B), 8.3.1, 8.3.1(B), 8.4.1, 8.4.1(B), 8.5.1, 8.5.1(B), 8.6.1, 8.6.1(B)**

**OBJECTIVE**

**8.2.1**

Analyze a hazardous materials/weapons of mass destruction (WMD) incident, given a hazardous material/WMD incident; incident information; policies and procedures; available resources; approved references; and access to a hazardous materials technician, an allied professional, an emergency plan, or standard operating procedures, so that the hazards are assessed and risks are evaluated.

**8.2.1(B)**

Assessing hazards and evaluating risks; written and verbal communication.

**8.3.1**

Plan the response to a hazardous materials/WMD incident, given a hazardous materials/WMD incident, the results of the incident analysis, and available resources, so that the response objectives are identified, potential response options are identified, level of personal protective equipment (PPE) is approved, decontamination process is approved, response options are selected based on available resources, and an IAP is developed.

**8.3.1(B)**

Approving the personal protective equipment for response options, developing a plan of action, and ability to use verbal and written communication.

**8.4.1**

Implement the planned response in a hazardous materials/WMD incident, given a hazardous materials/WMD incident and resources and equipment available, so that IMS/ICS is implemented, resources are directed, a focal point for information transfer is established, and actions are taken to meet the response objectives of the IAP.

**8.4.1(B)**

Reprinted with permission from NFPA 1072-2017, *Standard for Hazardous Materials/Weapons of Mass Destruction Emergency Response Personnel Professional Qualifications*, Copyright © 2016, National Fire Protection Association, Quincy, MA 02169. This reprinted material is not the complete and official position of the NFPA on the referenced subject, which is represented only by the standard in its entirety.

# **TEXAS COMMISSION ON FIRE PROTECTION**

## **HAZARDOUS MATERIALS INCIDENT COMMANDER**

### **Performance Standards**

Implementing IMS/ICS including unified command as necessary, assigning, and directing resources, and establishing information transfer focal point.

#### **8.5.1**

Evaluate the progress and adjust the IAP as needed at a hazardous materials/WMD incident, given a hazardous materials/WMD incident, actions taken, and changing incident conditions, so that actual behavior of material and container is compared to that predicted, effectiveness of action options and actions is determined, and modifications to the IAP are made as needed until the scene is determined to be stabilized and hazards are controlled.

#### **8.5.1(B)**

Comparing predicted behavior of the material and its container to the actual behavior, determining effectiveness of action options and actions, and modifying the IAP when needed.

#### **8.6.1**

Terminate response operations at a hazardous materials/WMD incident, given a hazardous materials/WMD incident that has been determined to be stabilized with hazards controlled, operational observations, and approved forms for documentation and reporting, so that command is transferred, debriefings are held, post-incident analysis is completed, a critique is conducted, and overall incident response operations are reported and documented.

#### **8.6.1(B)**

Transferring command; participating in a debriefing, post-incident analysis, and critiques; and completing required reports and supporting documentation for overall incident response operations.

### **INSTRUCTIONS**

Given a simulated hazardous materials/WMD incident or scenario involving a facility or transportation setting, the incident commander shall:

- Analyze the Incident
- Plan Response
- Implement an Incident Action Plan
  - assign resources to meet the strategic goals of the incident action plan (IAP).
  - specify procedures for the notification and utilization of nonlocal resources (e.g., private, state, and/or federal government personnel)
- Evaluate Progress and Adjust IAP

Reprinted with permission from NFPA 1072-2017, *Standard for Hazardous Materials/Weapons of Mass Destruction Emergency Response Personnel Professional Qualifications*, Copyright © 2016, National Fire Protection Association, Quincy, MA 02169. This reprinted material is not the complete and official position of the NFPA on the referenced subject, which is represented only by the standard in its entirety.

# **TEXAS COMMISSION ON FIRE PROTECTION HAZARDOUS MATERIALS INCIDENT COMMANDER**

## **Performance Standards**

- redirect resources and transfer command as necessary to support the completion of tactical objectives as identified in the incident action plan.
- establish priorities for the assignment and redistribution of all resources dedicated to the incident.
- Termination of the Plan
  - Immediately upon completion of a simulated hazardous materials/WMD incident or scenario involving a facility or transportation setting, the incident commander shall conduct a debriefing of the incident.
    - After returning all equipment to service, the incident commander shall conduct a critique of the incident/scenario in a classroom environment.
    - The incident commander will ensure that all incident documentation is thoroughly completed in accordance with local, state and federal requirements.

All actions shall be consistent with the local emergency response plan and the organization's standard operating procedures.

You will begin on my instruction to start. Do you understand these instructions?

### **EXAMINER'S NOTE**

The hazardous materials incident commander trainee will not be allowed to review the performance steps at the time of testing.

### **PREPARATION & EQUIPMENT**

- ICS forms or ICS worksheet.
- Simulated hazardous materials/WMD incident or scenario involving a facility or transportation setting.
- Site safety plan
- Other incident documents

Reprinted with permission from NFPA 1072-2017, *Standard for Hazardous Materials/Weapons of Mass Destruction Emergency Response Personnel Professional Qualifications*, Copyright © 2016, National Fire Protection Association, Quincy, MA 02169. This reprinted material is not the complete and official position of the NFPA on the referenced subject, which is represented only by the standard in its entirety.

**TEXAS COMMISSION ON FIRE PROTECTION**  
**HAZARDOUS MATERIALS INCIDENT COMMANDER**  
Performance Standards

**HAZARDOUS MATERIALS INCIDENT COMMANDER**

Analyze the Incident, Plan Response, Implement the Incident Action Plan (IAP),  
Evaluate Progress and Adjust IAP, and Termination of Incident

**Skill #1**

Candidate: \_\_\_\_\_ Date: \_\_\_\_\_

Academy: \_\_\_\_\_ Test Site: \_\_\_\_\_

<b>HAZARDOUS MATERIALS INCIDENT COMMANDER</b>		<b><u>TEST</u></b>		<b><u>RETEST</u></b>	
<b>SKILL #1</b>		<b>S</b>	<b>U</b>	<b>S</b>	<b>U</b>
Analyze a hazardous materials/weapons of mass destruction (WMD) incident, given a hazardous material/WMD incident; incident information; policies and procedures; available resources; approved references; and access to a hazardous materials technician, an allied professional, an emergency plan, or standard operating procedures, so that the hazards are assessed and risks are evaluated. <div style="text-align: right;">(8.2.1)</div>					
Assessing hazards and evaluating risks; written and verbal communication. <div style="text-align: right;">(8.2.1(B))</div>					
Plan the response to a hazardous materials/WMD incident, given a hazardous materials/WMD incident, the results of the incident analysis, and available resources, so that the response objectives are identified, potential response options are identified, level of personal protective equipment (PPE) is approved, decontamination process is approved, response options are selected based on available resources, and an IAP is developed. <div style="text-align: right;">(8.3.1)</div>					
Approving the personal protective equipment (PPE) for response options, developing a plan of action, and ability to use verbal and written communication. <div style="text-align: right;">(8.3.1(B))</div>					
Implement the planned response in a hazardous materials/WMD incident, given a hazardous materials/WMD					

Reprinted with permission from NFPA 1072-2017, *Standard for Hazardous Materials/Weapons of Mass Destruction Emergency Response Personnel Professional Qualifications*, Copyright © 2016, National Fire Protection Association, Quincy, MA 02169. This reprinted material is not the complete and official position of the NFPA on the referenced subject, which is represented only by the standard in its entirety.

**TEXAS COMMISSION ON FIRE PROTECTION**  
**HAZARDOUS MATERIALS INCIDENT COMMANDER**  
Performance Standards

<p>incident and resources and equipment available, so that IMS/ICS is implemented, resources are directed, a focal point for information transfer is established, and actions are taken to meet the response objectives of the IAP.</p> <p style="text-align: right;">(8.4.1)</p>				
<p>Implementing IMS/ICS including unified command as necessary, assigning and directing resources, and establishing information transfer focal point.</p> <p style="text-align: right;">(8.4.1(B))</p>				
<p>Evaluate the progress and adjust the IAP as needed at a hazardous materials/WMD incident, given a hazardous materials/WMD incident, actions taken, and changing incident conditions, so that actual behavior of material and container is compared to that predicted, effectiveness of action options and actions is determined, and modifications to the IAP are made as needed until the scene is determined to be stabilized and hazards are controlled.</p> <p style="text-align: right;">(8.5.1)</p>				
<p>Comparing predicted behavior of the material and its container to the actual behavior, determining effectiveness of action options and actions, and modifying the IAP when needed.</p> <p style="text-align: right;">(8.5.1(B))</p>				
<p>Terminate response operations at a hazardous materials/WMD incident, given a hazardous materials/WMD incident that has been determined to be stabilized with hazards controlled, operational observations, and approved forms for documentation and reporting, so that command is transferred, debriefings are held, post-incident analysis is completed, a critique is conducted, and overall incident response operations are reported and documented.</p> <p style="text-align: right;">(8.6.1)</p>				
<p>Transferring command; participating in a debriefing, post-incident analysis, and critiques; and completing required reports and supporting documentation for overall incident response operations.</p>				

Reprinted with permission from NFPA 1072-2017, *Standard for Hazardous Materials/Weapons of Mass Destruction Emergency Response Personnel Professional Qualifications*, Copyright © 2016, National Fire Protection Association, Quincy, MA 02169. This reprinted material is not the complete and official position of the NFPA on the referenced subject, which is represented only by the standard in its entirety.

**TEXAS COMMISSION ON FIRE PROTECTION**  
**HAZARDOUS MATERIALS INCIDENT COMMANDER**  
Performance Standards

(8.6.1(B))				
<b>The candidate shall:</b>	<b>S</b>	<b>U</b>	<b>S</b>	<b>U</b>
a) Analyze a hazardous materials/weapons of mass destruction (WMD) incident				
b) Assess hazards				
c) Evaluate risks				
d) Demonstrate satisfactory written and verbal communication skills				
e) Approve the personal protective equipment (PPE) for response options				
f) Develop a plan of action				
g) Demonstrate satisfactory verbal and written communication skills				
h) Implement IMS/ICS including unified command as necessary				
i) Assign resources and direct resources				
j) Establish an information transfer focal point				
k) Compare predicted behavior of the material and its container to actual behavior				
l) Determine effectiveness of action options and actions				
m) Modify IAP when needed				
n) Transfer command				
o) Conduct a: <ul style="list-style-type: none"> <li>• Debriefing</li> <li>• Post-incident analysis</li> <li>• Critiques</li> </ul>				
p) Complete required reports and supporting				

**S = Satisfactorily completed/performed**

**U = Unsatisfactorily performed/failed to meet objective or grading step**

**Evaluator/Candidate Comments:**

---



---



---

Reprinted with permission from NFPA 1072-2017, *Standard for Hazardous Materials/Weapons of Mass Destruction Emergency Response Personnel Professional Qualifications*, Copyright © 2016, National Fire Protection Association, Quincy, MA 02169. This reprinted material is not the complete and official position of the NFPA on the referenced subject, which is represented only by the standard in its entirety.

**TEXAS COMMISSION ON FIRE PROTECTION**  
**HAZARDOUS MATERIALS INCIDENT COMMANDER**  
Performance Standards

---

---

**All steps of the skill objective are mandatory and must be scored as “Satisfactory” to pass the skill.**

\_\_\_\_\_  
Certifying Examiner

\_\_\_\_\_  
Date

Overall Skill Sheet Score

Pass ☐ Fail ☐

\_\_\_\_\_  
Re-Test Certifying Examiner

\_\_\_\_\_  
Date

Overall Skill Sheet Re-Test Score

Pass ☐ Fail ☐

Reprinted with permission from NFPA 1072-2017, *Standard for Hazardous Materials/Weapons of Mass Destruction Emergency Response Personnel Professional Qualifications*, Copyright © 2016, National Fire Protection Association, Quincy, MA 02169. This reprinted material is not the complete and official position of the NFPA on the referenced subject, which is represented only by the standard in its entirety.

# Incident Command Worksheet

Date: \_\_\_\_\_  
 Incident Name: \_\_\_\_\_  
 Incident Address/Location: \_\_\_\_\_  
 Incident Command Post Location: \_\_\_\_\_  
 Staging Area Location: \_\_\_\_\_  
 Dispatch Time: \_\_\_\_\_  
 On-Scene Time: \_\_\_\_\_  
 Controlled: \_\_\_\_\_  
 Extinguishment: \_\_\_\_\_

Incident Commander(s)	
Name	Date/Time

## Scene Sketch

1st Alarm	
Unit	
Engine	
Engine	
Ladder	
EMS	

2nd Alarm	

3rd Alarm	

Mutual Aid	
Dept	Resource

Side C

Side A

Side B

Side D

Assignments					
Division/Group	Division/Group	Division/Group	Division/Group	Division/Group	Division/Group

# Incident Command Worksheet

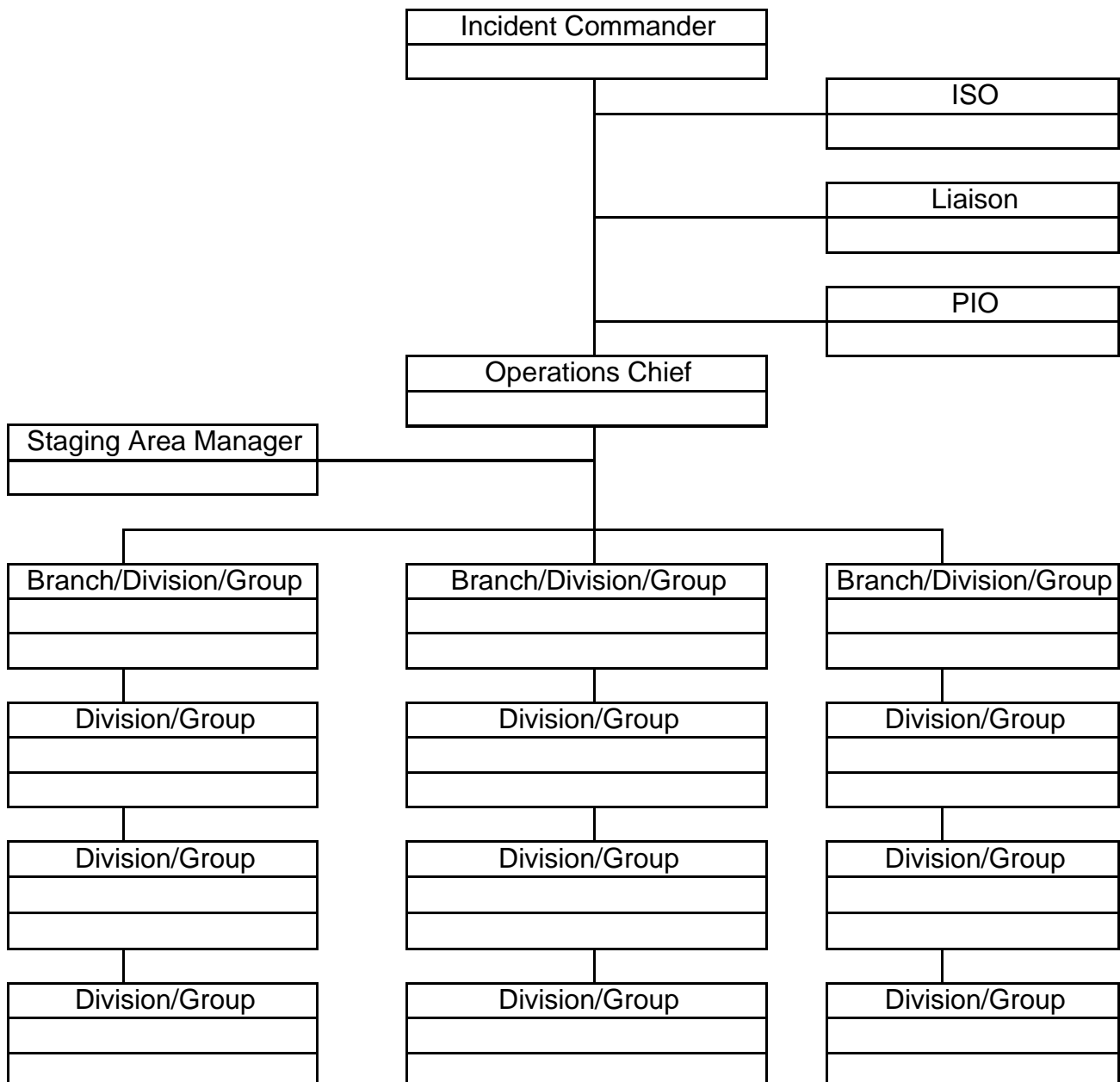
Summary of Resources							
	Resource Ordered	Resource ID	ETA	OS	# of Personnel	Location	Released
1							
2							
3							
4							
5							
6							
7							
8							
9							
10							
11							
12							
13							
14							
15							
16							
17							
18							
19							
20							
21							
22							
23							
24							
25							
26							
27							
28							
29							
30							
31							
32							
33							
34							
35							
36							
37							
38							
39							
40							

# Incident Command Worksheet

Response Objectives
Life Safety
Incident Stabilization
Environmental Protection
Property Preservation

Tactical Priorities
Rescue
Exposures
Confinement
Extinguishment
Overhaul
Ventilation
Salvage

8 Step Hazmat Mgmt Process
Site Management & Control
Identify the Material Involved
Identify the Hazards and Risks
Select Proper PPE/CPC
Coordinate Info & Resources
Develop & Implement Objs
Decontamination
Termination Activities



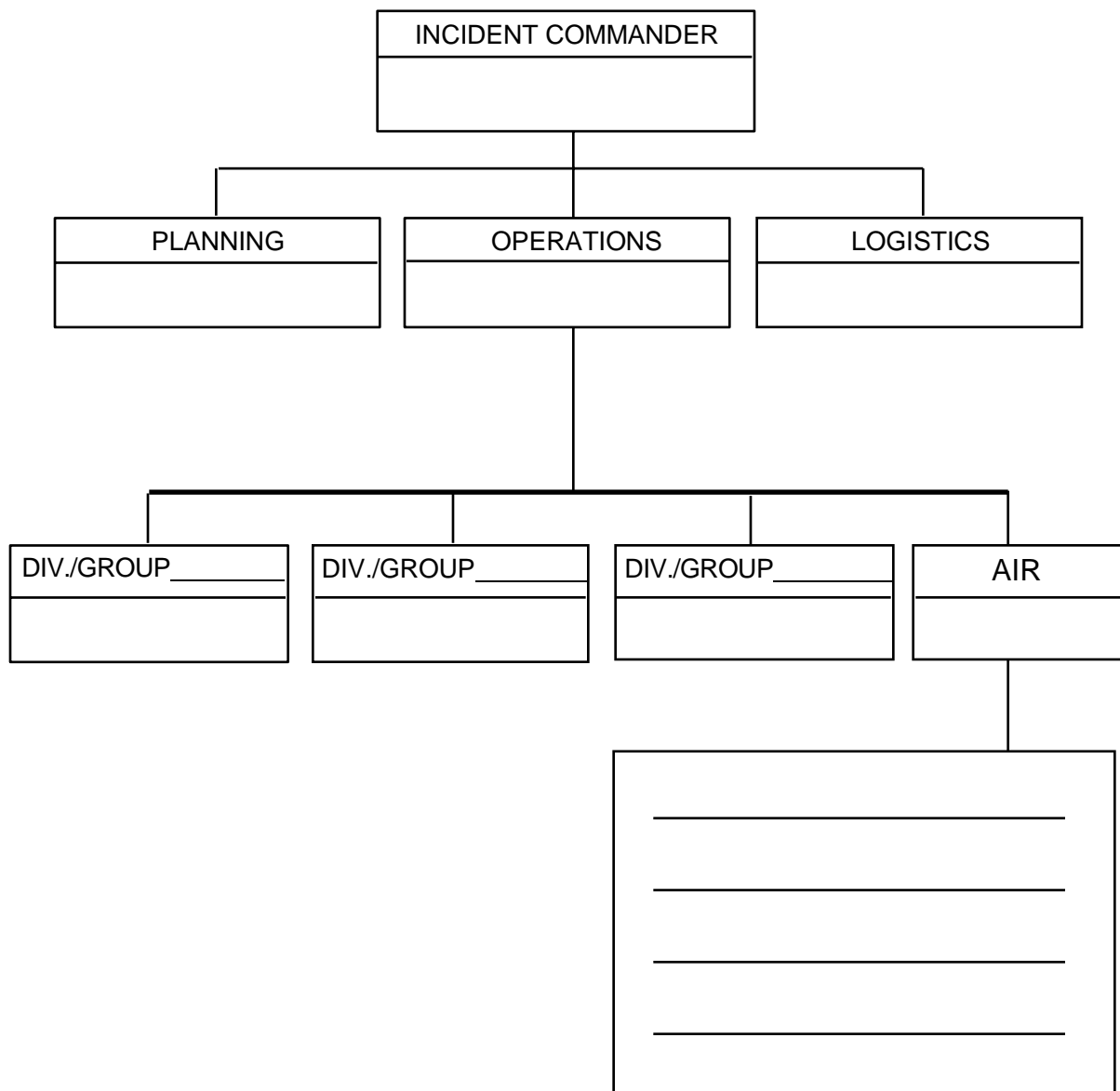
# Incident Command Worksheet

Summary of Actions		
	Time/Date	Activity
1		
2		
3		
4		
5		
6		
7		
8		
9		
10		
11		
12		
13		
14		
15		
16		
17		
18		
19		
20		
21		
22		
23		
24		
25		
26		
27		
28		
29		
30		
31		
32		
33		
34		
35		
36		
37		
38		
39		
40		

<b>INCIDENT BRIEFING</b>	1. INCIDENT NAME	2. DATE PREPARED	3. TIME PREPARED
4. MAP SKETCH			
ICS 201 (12/93) NFES 1325	PAGE 1	5. PREPARED BY (NAME AND POSITION)	

## 6. SUMMARY OF CURRENT ACTIONS

## 7. CURRENT ORGANIZATION



[illegible]



ORGANIZATION ASSIGNMENT LIST		1. INCIDENT NAME	2. DATE PREPARED	3. TIME PREPARED
POSITION NAME		4. OPERATIONAL PERIOD (DATE/TIME)		
5. INCIDENT COMMANDER AND STAFF		9. OPERATIONS SECTION		
INCIDENT COMMANDER		CHIEF		
DEPUTY		DEPUTY		
SAFETY OFFICER		a. BRANCH I- DIVISION/GROUPS		
INFORMATION OFFICER		BRANCH DIRECTOR		
LIAISON OFFICER		DEPUTY		
		DIVISION/GROUP		
		DIVISION/GROUP		
		DIVISION/GROUP		
		DIVISION/GROUP		
		DIVISION/GROUP		
		b. BRANCH II- DIVISION/GROUPS		
		BRANCH DIRECTOR		
		DEPUTY		
		DIVISION/GROUP		
		DIVISION/GROUP		
		DIVISION/GROUP		
		DIVISION/GROUP		
		DIVISION/GROUP		
		c. BRANCH III- DIVISION/GROUPS		
		BRANCH DIRECTOR		
		DEPUTY		
		DIVISION/GROUP		
		DIVISION/GROUP		
		DIVISION/GROUP		
		DIVISION/GROUP		
		DIVISION/GROUP		
		d. AIR OPERATIONS BRANCH		
		AIR OPERATIONS BR. DIR.		
		AIR TACTICAL GROUP SUP		
		AIR SUPPORT GROUP SUP		
		HELICOPTER COORDINATOR		
		AIR TANKER/FIXED WING CRD.		
		10. FINANCE/ADMINISTRATION SECTION		
		CHIEF		
		DEPUTY		
		TIME UNIT		
		PROCUREMENT UNIT		
		COMPENSATION/CLAIMS UNIT		
		COST UNIT		
PREPARED BY (RESOURCES UNIT)				



<b>INCIDENT RADIO COMMUNICATIONS PLAN</b>		1. INCIDENT NAME		2. DATE/TIME PREPARED		3. OPERATIONAL PERIOD DATE/TIME	
4. BASE RADIO CHANNEL UTILIZATION							
SYSTEM/CACHE	CHANNEL	FUNCTION	FREQUENCY/TONE	ASSIGNMENT	REMARKS		
5. PREPARED BY (COMMUNICATIONS UNIT)							

<b>MEDICAL PLAN</b>	1. INCIDENT NAME	2. DATE PREPARED	3. TIME PREPARED	4. OPERATIONAL PERIOD				
	5. INCIDENT MEDICAL AID STATIONS							
MEDICAL AID STATIONS	LOCATION	PARAMEDICS						
		YES	NO					
6. TRANSPORTATION								
A. AMBULANCE SERVICES								
NAME	ADDRESS	PHONE	PARAMEDICS					
			YES	NO				
B. INCIDENT AMBULANCES								
NAME	LOCATION	PARAMEDICS						
		YES	NO					
7. HOSPITALS								
NAME	ADDRESS	TRAVEL TIME		PHONE	HELIPAD		BURN CENTER	
		AIR	LAND		YES	NO	YES	NO
8. MEDICAL EMERGENCY PROCEDURES								
206 res 8/78	9. PREPARED BY (MEDICAL UNIT LEADER)				110. REVIEWED BY (SAFETY OFFICER)			

<b>SITE SAFETY AND CONTROL PLAN</b> ICS 208 HM	1. Incident Name:	2. Date Prepared:	3. Operational Period: Time:									
<b>Section I. Site Information</b>												
4. Incident Location:												
<b>Section II. Organization</b>												
5. Incident Commander:	6. HM Group Supervisor:	7. Tech. Specialist - HM Reference:										
8. Safety Officer:	9. Entry Leader:	10. Site Access Control Leader:										
11. Asst. Safety Officer - HM:	12. Decontamination Leader:	13. Safe Refuge Area Mgr:										
14. Environmental Health:	15.	16.										
17. Entry Team: (Buddy System)		18. Decontamination Element:										
Name:	PPE Level	Name:	PPE Level									
Entry 1		Decon 1										
Entry 2		Decon 2										
Entry 3		Decon 3										
Entry 4		Decon 4										
<b>Section III. Hazard/Risk Analysis</b>												
19. Material:	Container type	Qty.	Phys. State	pH	IDLH	F.P.	I.T.	V.P.	V.D.	S.G.	LEL	UEL
Comment:												
<b>Section IV. Hazard Monitoring</b>												
20. LEL Instrument(s):						21. O <sub>2</sub> Instrument(s):						
22. Toxicity/PPM Instrument(s):						23. Radiological Instrument(s):						
Comment:												
<b>Section V. Decontamination Procedures</b>												
24. Standard Decontamination Procedures:										YES:	NO:	
Comment:												
<b>Section VI. Site Communications</b>												
25. Command Frequency:				26. Tactical Frequency:				27. Entry Frequency:				
<b>Section VII. Medical Assistance</b>												
28. Medical Monitoring:		YES:	NO:	29. Medical Treatment and Transport In-place:						YES:	NO:	
Comment:												

### Section VIII. Site Map

30. Site Map:



Weather ☐ Command Post ☐ Zones ☐ Assembly Areas ☐ Escape Routes ☐ Other ☐

### Section IX. Entry Objectives

31. Entry Objectives:

### Section X. SOP S and Safe Work Practices

32. Modifications to Documented SOP s or Work Practices: YES: NO:

Comment:

### Section XI. Emergency Procedures

33. Emergency Procedures:

### Section XII. Safety Briefing

34. Asst. Safety Officer - HM Signature: Safety Briefing Completed (Time):

35. HM Group Supervisor Signature:

36. Incident Commander Signature:

## INSTRUCTIONS FOR COMPLETING THE SITE SAFETY AND CONTROL PLAN ICS 208 HM

**A Site Safety and Control Plan must be completed by the Hazardous Materials Group Supervisor and reviewed by all within the Hazardous Materials Group prior to operations commencing within the Exclusion Zone.**

Item Number	Item Title	Instructions
1.	Incident Name/Number	Print name and/or incident number.
2.	Date and Time	Enter date and time prepared.
3.	Operational Period	Enter the time interval for which the form applies.
4.	Incident Location	Enter the address and or map coordinates of the incident.
5 - 16.	Organization	Enter names of all individuals assigned to ICS positions. (Entries 5 & 8 mandatory). Use Boxes 15 and 16 for other functions: i.e., Medical Monitoring.
17 - 18.	Entry Team/Decon Element	Enter names and level of PPE of Entry & Decon personnel. (Entries 1 - 4 mandatory buddy system and back-up.)
19.	Material	Enter names and pertinent information of all known chemical products. Enter UNK if material is not known. Include any which apply to chemical properties. (Definitions: ph = Potential for Hydrogen (Corrosivity), IDLH = Immediately Dangerous to Life and Health, F.P. = Flash Point, I.T. = Ignition Temperature, V.P. = Vapor Pressure, V.D. = Vapor Density, S.G. = Specific Gravity, LEL = Lower Explosive Limit, UEL = Upper Explosive Limit)
20 - 23.	Hazard Monitoring	List the instruments which will be used to monitor for chemical.
24.	Decontamination Procedures	Check NO if modifications are made to standard decontamination procedures and make appropriate Comments including type of solutions.
25 - 27.	Site Communications	Enter the radio frequency(ies) which apply.
28 - 29.	Medical Assistance	Enter comments if NO is checked.
30.	Site Map	Sketch or attach a site map which defines all locations and layouts of operational zones. (Check boxes are mandatory to be identified.)
31.	Entry Objectives	List all objectives to be performed by the Entry Team in the Exclusion Zone and any parameters which will alter or stop entry operations.
32 - 33.	SOP s, Safe Work Practices, and Emergency Procedures	List in Comments if any modifications to SOP s and any emergency procedures which will be affected if an emergency occurs while personnel are within the Exclusion Zone.
34 - 36.	Safety Briefing	Have the appropriate individual place their signature in the box once the Site Safety and Control Plan is reviewed. Note the time in box 34 when the safety briefing has been completed.